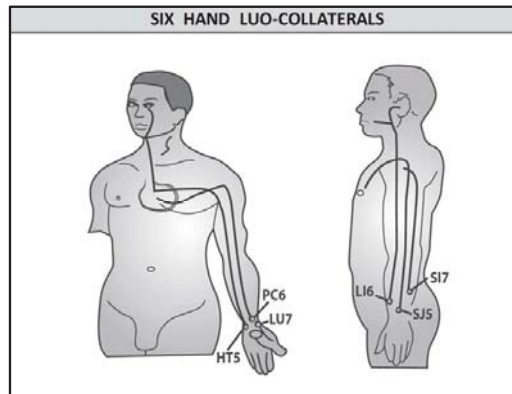


15 COLLATERALS

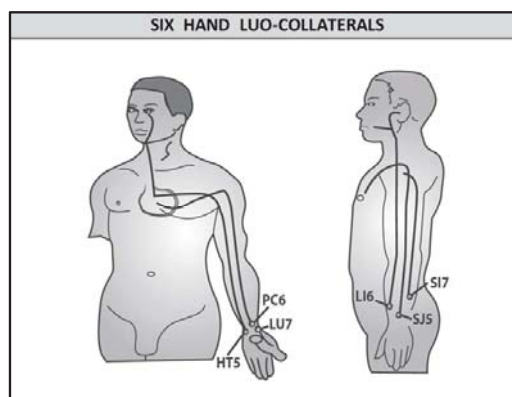
Handbook p.125-126, 108

LUO	PATHWAY
LU	<ol style="list-style-type: none"> 1. Separates from the LU primary channel at LU7 2. Follows the LU channel into the palm and spreads through the thenar eminence 3. Connects with the LU channel's interiorly-exteriorly related LI channel
HT	<ol style="list-style-type: none"> 1. Separates from the HT channel at HT5 and connects with the SI channel 2. Follows the HT channel to the HT organ then continues to the root of the tongue and the eye
PC	<ol style="list-style-type: none"> 1. Begins at PC6 on the anterior forearm, 2. Ascends along with the PC primary channel to the PC and then connects with the HT



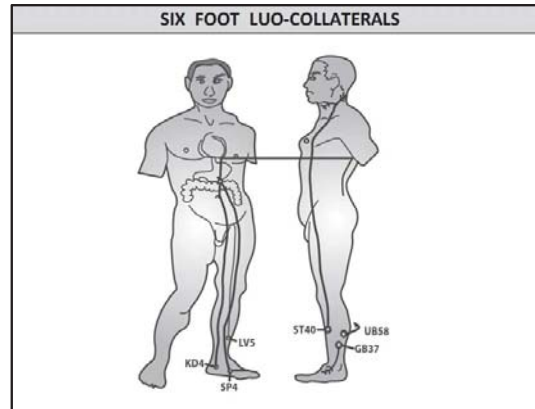
CHANNELS			PATHOLOGICAL MANIFESTATION
3 HAND YIN	LU	LU7	Heat sensation in the wrist and palm, shortness of breath, enuresis and frequent urination
	HT	HT5	Fullness in the chest and diaphragm and aphasia
	PC	PC6	Cardiac pain and mental restlessness

LUO	PATHWAY
LI	<ol style="list-style-type: none"> 1. Begins at LI6 2. Joins with its interiorly-exteriorly associated LU channel 3cun above the wrist 3. Ascends the arm through LI15 to the jaw and cheek, where it divides, one branch connecting with the teeth, the other entering the ear to join the 'Zong mai' (where the channels of the LI, ST, SI, GB and SJ gather and collect at the ear.)
SI	<ol style="list-style-type: none"> 1. Separates from the SI channel at SI7 and connects with the HT channel 2. Ascends along the arm and connects with the shoulder at LI15
SJ	<ol style="list-style-type: none"> 1. Separates from the SJ primary channel at SJ5 2. Proceeds up the posterior aspect of the arm and over the shoulder, converging with the PC channel in the chest



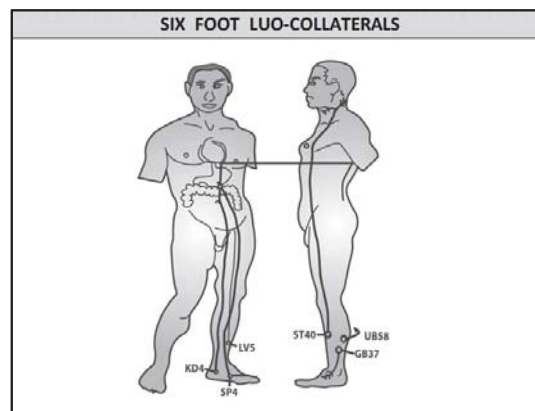
CHANNELS			PATHOLOGICAL MANIFESTATION
3 HAND YANG	LI	LI6	Toothache, deafness, a cold sensation in the teeth, and a stifling sensation in the chest and diaphragm
	SI	SI7	Weakness of joints, muscular atrophy and motor impairment of the elbow, and warts on the skin
	SJ	SJ5	Spastic or flaccid cubital joints

LUO	PATHWAY
ST	<ol style="list-style-type: none"> 1. Originate on the lateral side of the lower leg at ST40 2. Travels to the medial aspect of the lower leg to join with the SP channel 3. Ascends the leg and trunk to the nape of the neck and head where it converges with the Qi of the other yang channels 4. Then travels internally to terminate at the throat
UB	<ol style="list-style-type: none"> 1. Separates from the primary channel at UB 58 and connects with the KD channel
GB	<ol style="list-style-type: none"> 1. Separates from the primary channel at GB37 2. Connects with the LV channel 3. Descends and disperses over the dorsum of the foot



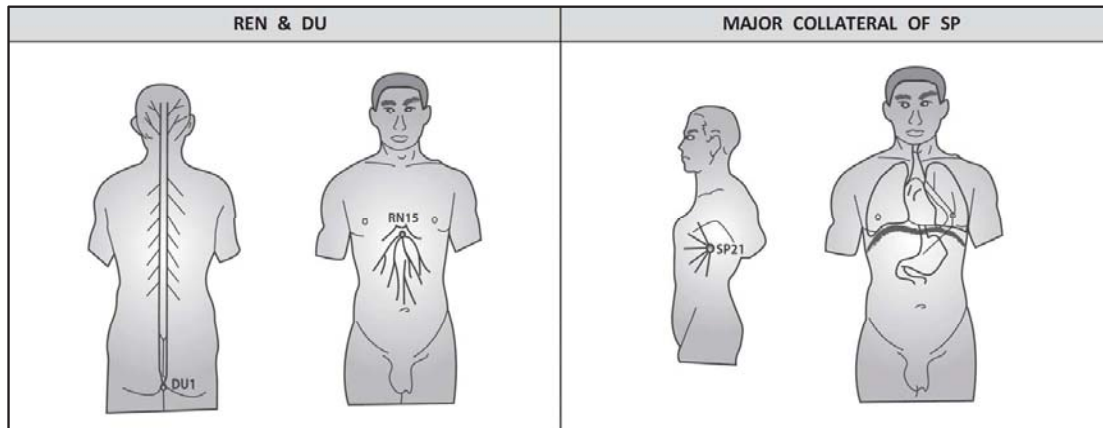
CHANNELS			PATHOLOGICAL MANIFESTATION
3 FOOT YANG	ST	ST40	Depressive and manic mental disorders, muscular atrophy and weakness in the lower leg, congested and sore throat, and <u>sudden hoarseness of voice</u> , (epilepsy)
	UB	UB58	<u>Nasal obstruction, watery nasal discharge</u> , headache, pain in the back and epistaxis
	GB	GB37	<u>Coldness in the foot, paralysis of the lower limbs and inability to stand erect</u> , (fainting)

LUO	PATHWAY
SP	<ol style="list-style-type: none"> 1. Originates at SP4 2. Connects with the ST channel 3. Enters the abdomen and connect with the intestines and ST
KD	<ol style="list-style-type: none"> 1. Begins at KD4 on the posterior aspect of the medial malleolus 2. Encircles the heel and enters internally to connect with the UB channel
LV	<ol style="list-style-type: none"> 1. Separates from the primary channel at LV5 on the medial aspect of the lower leg 2. Connects with the GB channel 3. Ascends to the genitals



CHANNELS			PATHOLOGICAL MANIFESTATION
3 FOOT YIN	SP	SP4	Abdominal spasm, and <u>cholera</u> with vomiting and diarrhea
	KD	KD4	<u>Retention of urine</u> , lumbago, mental restlessness and stifling sensation in the chest
	LV	LV5	<u>Priapism, pruritus in the pubic region, swelling of the testes and hernia</u>

LUO	PATHWAY
RN	1. Descends from RN15 and disperse over the abdomen
DU	1. Ascends from DU1 and travels up the sides of spine to the top of the head 2. At the shoulder blades it joins with the UB channel and threads through the spine
Great SP	1. Separates from the primary channel at SP21 on the lateral aspect of the chest 2. Spreads through the chest and lateral costal region, gathering the blood of the luo-connecting channels of the whole body



CHANNELS			PATHOLOGICAL MANIFESTATION
3 MORE	REN	RN15	Distending pain and pruritus of abdominal skin tissues
	DU	DU1	Stiffness of the <u>spinal column</u> , a heavy sensation in the head, and tremor of the head
	Major SP	SP21	General aching and weakness of the joints of the four limbs

Which of the following Luo-Connecting channel pathologies presents with signs and symptoms below?

Abdominal spasm, and cholera with vomiting and diarrhea

- A. Stomach
- B. Spleen
- C. Large Intestine
- D. Small Intestine

Which of the following Luo-Connecting channel pathologies presents with signs and symptoms below?

Stiffness of the spinal column, a heavy sensation in the head, and tremor of the head

- A. Ren
- B. Du
- C. Chong
- D. Dai

Which of the following Luo-Connecting channel pathologies presents with signs and symptoms below?

Heat sensation in the wrist and palm, shortness of breath, enuresis and frequent urination

- A. Lung
- B. Pericardium
- C. Urinary Bladder
- D. Small Intestine

Which of the following Luo-Connecting channel pathologies presents with signs and symptoms below?

General aching and weakness of the joints of the four limbs

- A. Kidney
- B. Gall Bladder
- C. Great Spleen
- D. Spleen

Which of the following Luo-Connecting channel pathologies presents with signs and symptoms below?

Cardiac pain and mental restlessness

- A. Kidney
- B. Heart
- C. Pericardium
- D. Stomach

Which of the following Luo-Connecting channel pathologies presents with signs and symptoms below?

Weakness of joints, muscular atrophy and motor impairment of the elbow, and warts on the skin

- A. Small Intestine
- B. San Jiao
- C. Large Intestine
- D. Spleen

Which of the following Luo-Connecting channel pathologies presents with signs and symptoms below?

Fullness in the chest and diaphragm and aphasia

- A. Pericardium
- B. Heart
- C. Urinary Bladder
- D. Lung

Which of the following Luo-Connecting channel pathologies presents with signs and symptoms below?

Coldness in the foot, paralysis of the lower limbs and inability to stand erect, fainting

- A. Gall Bladder
- B. Kidney
- C. Liver
- D. Major Spleen

Which of the following Luo-Connecting channel pathologies presents with signs and symptoms below?

Spastic or flaccid cubital joints

- A. Small Intestine
- B. San Jiao
- C. Large Intestine
- D. Lung

Which of the following Luo-Connecting channel pathologies presents with signs and symptoms below?

Depressive and manic mental disorders, muscular atrophy and weakness in the lower leg, congested and sore throat, and sudden hoarseness of voice, epilepsy

- A. Spleen
- B. Gall Bladder
- C. Stomach
- D. Lung

Which of the following Luo-Connecting channel pathologies presents with signs and symptoms below?

Toothache, deafness, cold sensation in the teeth, and a stifling sensation in the chest & diaphragm

- A. San Jiao
- B. Small Intestine
- C. Stomach
- D. Large Intestine

Which of the following Luo-Connecting channel pathologies presents with signs and symptoms below?

Nasal obstruction, watery nasal discharge, headache, pain in the back and epistaxis

- A. Large Intestine
- B. Stomach
- C. Lung
- D. Urinary Bladder

Which of the following Luo-Connecting channel pathologies presents with signs and symptoms below?

Priapism, pruritus in the pubic region, swelling of the testes and hernia

- A. Gall Bladder
- B. Kidney
- C. Spleen
- D. Liver

Which of the following Luo-Connecting channel pathologies presents with signs and symptoms below?

Retention of urine, lumbago, mental restlessness and stifling sensation in the chest

- A. Urinary Bladder
- B. Liver
- C. Kidney
- D. Pericardium

Which of the following Luo-Connecting channel pathologies presents with signs and symptoms below?

Distending pain and pruritus of abdominal skin tissues

- A. Ren
- B. Du
- C. Stomach
- D. Spleen

8 EXTRA VESSELS

Handbook p.137-139, 109

CHANNELS	PATHOLOGICAL MANIFESTATION
REN	Leukorrhoea, irregular menstruation, infertility in both women and men, <u>hernia</u> , nocturnal emission, enuresis, retention of urine, pain in the epigastric region and lower abdomen, and <u>pain in the genital region</u>
DU	<u>Stiffness and pain in the spinal column, opisthotonus</u> , headache and epilepsy
CHONG	Spasm and pain in the abdomen, irregular menstruation, infertility in both women and men, and <u>asthmatic breathing</u>
DAI	Distension and fullness in the abdomen, weakness of the lumbar region, leukorrhoea, <u>prolapse of the uterus</u> and muscular atrophy, <u>weakness and motor impairment of the lower limbs</u>
YANG QIAO	Epilepsy, <u>insomnia</u> , redness and pain in the inner canthus, pain in the back and lumbar region, <u>eversion</u> of the foot and spasm of the lower limbs
YIN QIAO	Epilepsy, <u>lethargy</u> , pain in the lower abdomen ; pain in the lumbar and hip regions referring to the pubic region ; spasm of the lower limbs and <u>inversion</u> of the foot
YIN WEI	Interior syndromes such as <u>chest pain, cardiac pain and stomachache</u>
YANG WEI	<u>Exterior syndromes</u> such as chills and fever

Which of the following Extra Vessel pathologies presents with signs and symptoms below?

Stiffness and pain in the spinal column, opisthotonus, headache and epilepsy

- A. Girdle
- B. Penetrating
- C. Governing
- D. Directing

Which of the following Extra Vessel pathologies presents with signs and symptoms below?

Epilepsy, lethargy, pain in the lower abdomen, pain in the lumbar and hip regions referring to the pubic region; spasm of the lower limbs and inversion of the foot

- A. Yin Stepping
- B. Yang Stepping
- C. Yin Linking
- D. Yang Linking

Which of the following Extra Vessel pathologies presents with signs and symptoms below?

Distension and fullness in the abdomen, weakness of the lumbar region, leukorrhoea, prolapse of the uterus and muscular atrophy, weakness and motor impairment of the lower limbs

- A. Dai
- B. Chong
- C. Du
- D. Ren

Which of the following Extra Vessel pathologies presents with signs and symptoms below?

Interior syndromes such as chest pain, cardiac pain and stomachache

- A. Yin Motility
- B. Yang Motility
- C. Yin Linking
- D. Yang Linking

Which of the following Extra Vessel pathologies presents with signs and symptoms below?

Spasm and pain in the abdomen, irregular menstruation, infertility in both women and men, and asthmatic breathing

- A. Belt
- B. Thoroughfare
- C. Governor
- D. Conception

Which of the following Extra Vessel pathologies presents with signs and symptoms below?

Exterior syndromes such as chills and fever

- A. Yin Qiao
- B. Yang Qiao
- C. Yin Wei
- D. Yang Wei

Which of the following Extra Vessel pathologies presents with signs and symptoms below?

Leukorrhea, irregular menstruation, infertility in both women and men, hernia, nocturnal emission, enuresis, retention of urine, pain in the epigastric region and lower abdomen, and pain in the genital region

- A. Girdling
- B. Penetrating
- C. Governing
- D. Conception

Which of the following Extra Vessel pathologies presents with signs and symptoms below?

Epilepsy, insomnia, redness and pain in the inner canthus, pain in the back and lumbar region, eversion of the foot and spasm of the lower limbs

- A. Yin Heel
- B. Yang Heel
- C. Yin Link
- D. Yang Link