



KOREAN MERIDIAN ACUPUNCTURE

通氣針 & 注行針 (통기침 & 주행침)

Webinar date: Sep 7 & Sep 21, 2013

Instructor: H.B. Kim, L.Ac.



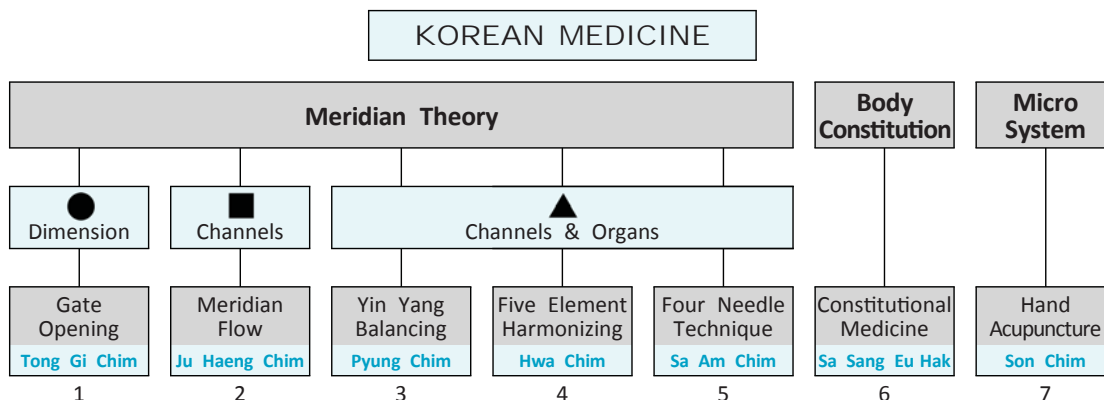
KOREAN MERIDIAN ACUPUNCTURE

PART 1

Webinar date: Sep 7, 2013

Instructor: H.B. Kim, L.Ac.

Copyright © 2013 by Acupuncture Media. All Rights Reserved.
Material attached may not be reproduced in any form without written permission.
1111 Fledderjohn Rd. #101, Charleston, WV 25314
Text/Voice: (331) 551-9123



OVERVIEW

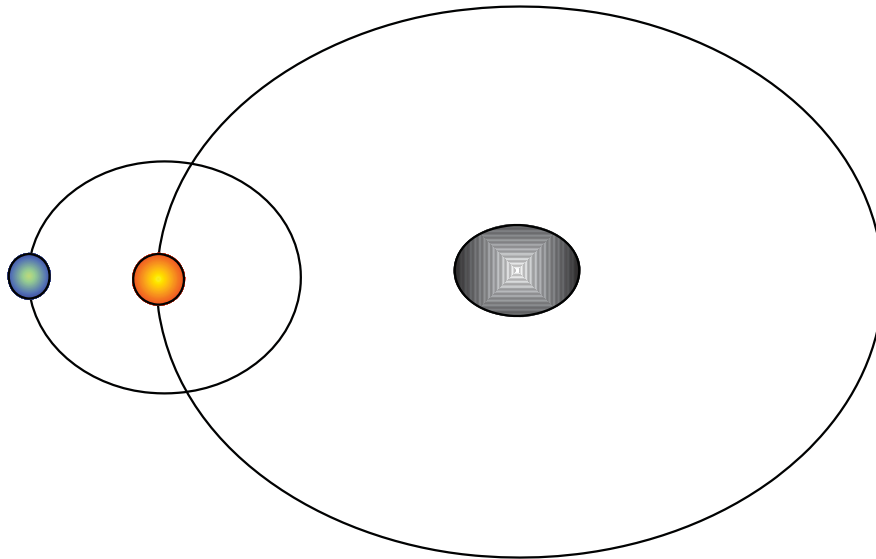
| THEORY | SUMMARY | KEY |
|--|--|--------------|
| ① GATE OPENING (Tong Gi Chim) | <ul style="list-style-type: none"> There are 24 Gate Opening treatments. Excellent as the first treatment in a course. Increases the body's receptiveness to acupuncture's benefits. Exhibits the unique function of synchronizing the body in time and space, aligning the body with the environment. | Space & Time |
| ② MERIDIAN FLOW (Ju Haeng Chim) | <ul style="list-style-type: none"> Facilitates overall Qi flow by promoting the interchange of Qi between the channels. Harmonizes and balances Qi flow within the meridians by utilizing the Eight Extra Vessels. | Channels |
| ③ YIN YANG BALANCING (Pyung Chim) | <ul style="list-style-type: none"> Addresses overall imbalances of Yin and Yang in the body, for example: Zang and Fu, left and right, upper and lower. Water and Fire are the elemental symbols of Yin and Yang. Uses Water and Fire points to equalize the imbalance. | Yin Yang |
| ④ FIVE ELEMENT HARMONIZING (Hwa Chim) | <ul style="list-style-type: none"> Restoring the five elements to a state of harmonious equilibrium is the focus of this theory. Pulse is used to determine the relative states of the five elements and their corresponding organs. Points are chosen based on the five-element generating and controlling cycles. | 5 Elements |
| ⑤ FOUR NEEDLE TECHNIQUE (Sa Am Chim) | <ul style="list-style-type: none"> Six energies define the nature of all the channels: Tai Yin & Yang Ming, Shao Yin & Tai Yang, Jue Yin & Shao Yang. The six energies are used in conjunction with biorhythm to treat all three levels of being: physical, emotional and intellectual. | 6 Energies |
| ⑥ CONSTITUTIONAL MEDICINE (Sa Sang Eu Hak) | <ul style="list-style-type: none"> This philosophy focuses on the body type, or constitution, rather than on the disease. The constitutional type indicates susceptibility to a common set of ailments as well as a common set of preventative measures and treatments. | Body Type |
| ⑦ HAND ACUPUNCTURE (Son Chim) | <ul style="list-style-type: none"> This microsystem reflects the 12 meridians and 361 points within the hand. Diagnostic techniques include: corresponding points, comparison of radial and carotid pulses & palpation of abdominal points. Treatment modalities include: acupuncture, moxibustion, seeds, magnets and ring therapy. | Microsystem |

Note: Korean Medicine is not limited to the theories presented here. This summary is only a fraction of what Korean Medicine has to offer. It has been chosen by the author in an attempt to provide a representative sampling of the variety of Korean medical philosophies and systems.

BASIC THEORIES

1. History

2. Philosophy

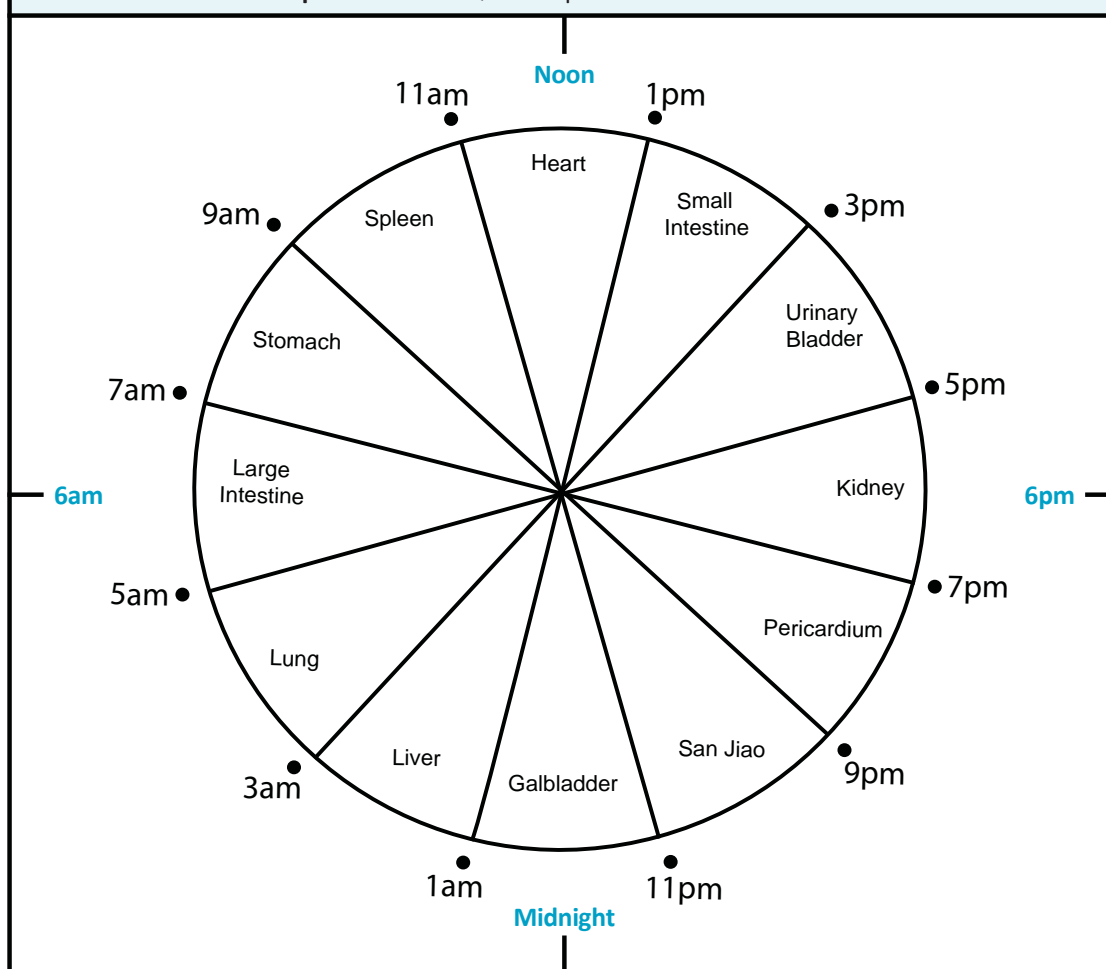


CIRCADIAN QI FLOW

| EARTH CIRCUIT | | | | HEAVEN CIRCUIT | | | | HUMAN CIRCUIT | | | |
|---------------|-------|-------|--------|----------------|-------|-------|-------|---------------|--------|---------|-------|
| Metal | | Earth | | Fire | | Water | | Minister Fire | | Wood | |
| LU | LI | ST | SP | HT | SI | UB | KD | PC | SJ | GB | LV |
| 3-5am | 5-7am | 7-9am | 9-11am | 11a-1pm | 1-3pm | 3-5pm | 5-7pm | 7-9pm | 9-11pm | 11p-1am | 1-3am |
| Yangming | | | | Taiyang | | | | Shaoyang | | | |
| Taiyin | | | | Shaoyin | | | | Jueyin | | | |

Acupuncture

- Qi flows through the primary meridians in a cyclical manner in each 24 hour period.
- There is a **two-hour period** when Qi flow peaks in each meridian.



APPLICATION

| | |
|--------------|--|
| TONIFICATION | <p>There are two ways to tonify a meridian based on the circadian clock.</p> <ul style="list-style-type: none"> • Method 1: A meridian may be tonified in the time period just after its peak Qi flow. For Example: Tonify the SP between 11am-1pm. • Method 2: Another method is to tonify a meridian during the time period opposite of its peak Qi flow. For Example: Tonify the SP channel between 9pm-11pm. |
| SEDATION | <ul style="list-style-type: none"> • A meridian is best sedated during its time of maximum Qi flow. For Example: Sedate the SP channel between 9am-11am. |

BIG PICTURE

| SPECIAL POINTS | EARTH | | | | HEAVEN | | | | HUMAN | | | |
|----------------|----------|----------|-----------|------|--------|------|------|-----------|----------|-----------|-----------|------|
| | LU | LI | ST | SP | HT | SI | UB | KD | PC | SJ | GB | LV |
| YUAN-SOURCE | 9 | 4 | 42 | 3 | 7 | 4 | 64 | 3 | 7 | 4 | 40 | 3 |
| LUO-CONNECT | 7 | 6 | 40 | 4 | 5 | 7 | 58 | 4 | 6 | 5 | 37 | 5 |
| XI-CLEFT | 6 | 7 | 34 | 8 | 6 | 6 | 63 | 5 | 4 | 7 | 36 | 6 |
| FRONT-MU | LU1 | ST25 | RN12 | LV13 | RN14 | RN4 | RN3 | GB25 | RN17 | RN5 | GB24 | LV14 |
| BACK-SHU | UB13 | UB25 | UB21 | UB20 | UB15 | UB27 | UB28 | UB23 | UB14 | UB22 | UB19 | UB18 |
| ENTRY | 1 | 4 | 1 | 1 | 1 | 1 | 1 | 1 | 1 | 1 | 1 | 1 |
| EXIT | 7 | 20 | 42 | 21 | 9 | 19 | 67 | 22 | 8 | 22 | 41 | 14 |

***Bold** = Do not matching First/Last points

Acupuncture

| FIVE ELEMENT POINTS ON THE 12 PRIMARY MERIDIANS | | | | | | | | | | | | | |
|---|----|----------|----------|----------|----------|-----------|-----------|----|----------|-----------|-----------|-----------|-----------|
| YIN | | Well | Spring | Stream | River | Sea | YANG | | Well | Spring | Stream | River | Sea |
| | | Wood | Fire | Earth | Metal | Water | | | Metal | Water | Wood | Fire | Earth |
| TAI YIN | LU | 11 | 10 | 9 | 8 | 5 | YANG MING | LI | 1 | 2 | 3 | 5 | 11 |
| | SP | 1 | 2 | 3 | 5 | 9 | | ST | 45 | 44 | 43 | 41 | 36 |
| SHAO YIN | HT | 9 | 8 | 7 | 4 | 3 | TAI YANG | SI | 1 | 2 | 3 | 5 | 8 |
| | KD | 1 | 2 | 3 | 7 | 10 | | UB | 67 | 66 | 65 | 60 | 40 |
| JUE YIN | PC | 9 | 8 | 7 | 5 | 3 | SHAO YANG | SJ | 1 | 2 | 3 | 6 | 10 |
| | LV | 1 | 2 | 3 | 4 | 8 | | GB | 44 | 43 | 41 | 38 | 34 |

***Bold** = Horary points

| FIVE TRANSPORTING POINTS | | | | |
|--|--|---------------------------------------|--|--|
| JING-WELL | YING-SPRING | SHU-STREAM | JING-RIVER | HE-SEA |
| Mental illness, chest stifling, fullness under the Heart | Febrile, complexion change, hot sensations | Bi, Wind, Damp, heaviness, joint pain | Asthma, cough, hot/cold sensations, voice sound change | Fu organs, Stomach, Intestines, rebel Qi, diarrhea |

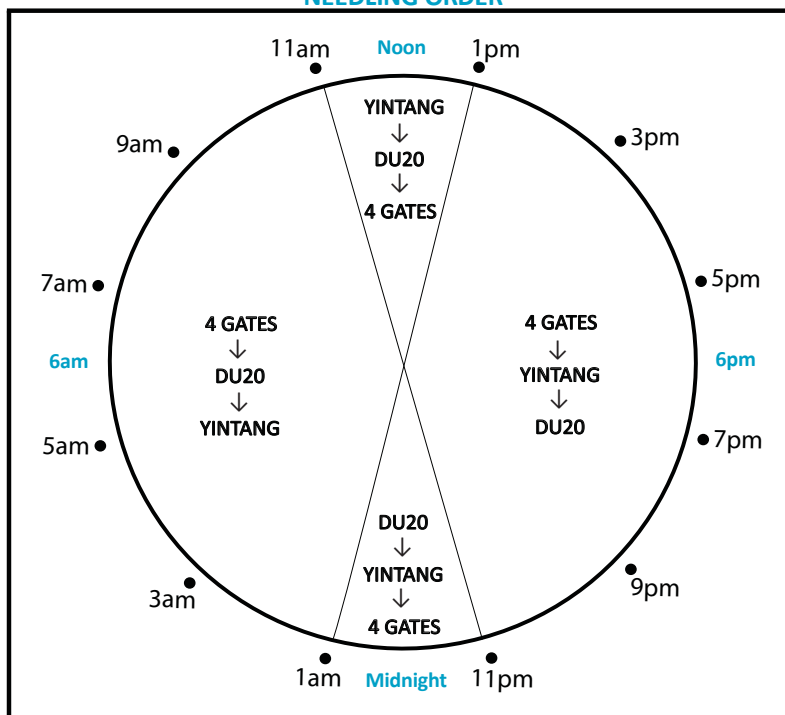
| 8 EXTRA MERIDIANS | | | | |
|-------------------|--------|----------|------|---|
| | MASTER | XI-CLEFT | LUO | RANGE OF ACTION |
| REN | LU7 | | RN15 | Abdomen, chest, lungs, throat, face |
| YIN QIAO | KD6 | KD8 | | |
| DU | SI3 | | DU1 | Back of legs, back, spine, neck, head, eyes, brain |
| YANG QIAO | UB62 | UB59 | | |
| DAI | GB41 | | | Outer aspect of legs, sides of body, shoulders, sides of neck |
| YANG WEI | SJ5 | GB35 | | |
| CHONG | SP4 | | | Inner aspect of legs, abdomen, chest, heart, stomach |
| YIN WEI | PC6 | KD9 | | |

1 GATE OPENING Tong Gi Chim

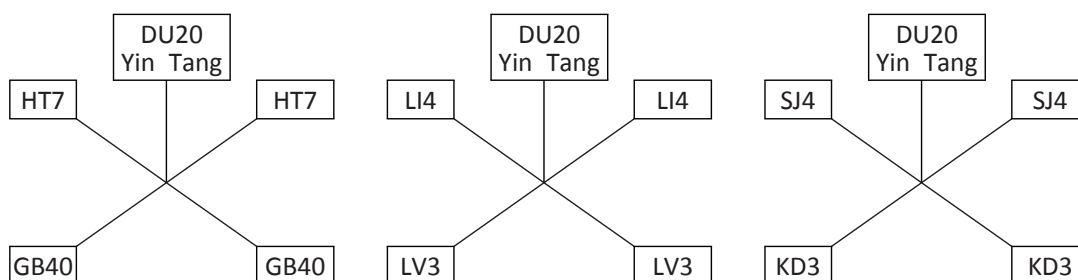
24 GATE OPENINGS

| | | | |
|----------------------------|------|---|------|
| E A R T H | LU9 | H | UB64 |
| | | M | GB40 |
| | LI4 | H | KD3 |
| | | M | LV3 |
| | ST42 | H | HT7 |
| | | M | PC7 |
| | SP3 | H | SI4 |
| | | M | SJ4 |
| H E A V E N | HT7 | E | ST42 |
| | | M | GB40 |
| | SI4 | E | SP3 |
| | | M | LV3 |
| | UB64 | E | LU9 |
| | | M | PC7 |
| | KD3 | E | LI4 |
| | | M | SJ4 |
| H U M A N | PC7 | E | ST42 |
| | | H | UB64 |
| | SJ4 | E | SP3 |
| | | H | KD3 |
| | GB40 | E | LU9 |
| | | H | HT7 |
| | LV3 | E | LI4 |
| | | H | SI4 |

NEEDLING ORDER



FOUR GATES EXAMPLES



1. Order of insertion: According to the theory, the order of needling has a significant impact on the treatment. The needling order should be modified according to the time of day. Refer to the meridian clock above.

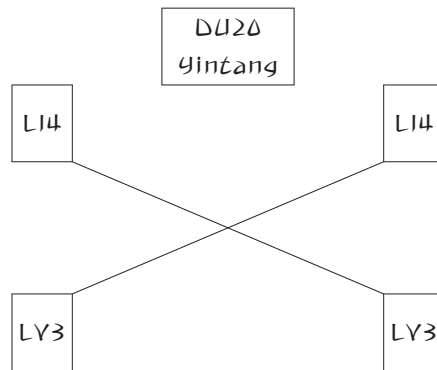
2. Combination principle: Yuan source points are used in the practice of Tong Gi Chim. Yuan source points are paired by opposite polarity of both yin and yang channels as well as hand and foot channels. **For example:** LI4 (E), a hand yang channel, is combined with LV3 (M) or KD3 (H) which are foot yin channels. Points within the same circuits (Heaven, Earth, HuMan) cannot be combined. 2 possible combinations for each point x 12 Yuan source points = 24 Gate Opening treatments. While there is some overlap of pair combinations, the treatment is considered different depending on which point is used as the primary or secondary point.

3. Clinical application: Gate Opening is not limited to the use of LI4+LV3. Depending on the presenting symptoms, different Gate Opening pairs are more appropriate. For example, HT7+GB40 targets the HT and GB for *Wen Dan Tang* type conditions. KD3+LI4 should be used for *Si Shen Wan* type conditions. The best Gate Opening combo is chosen based on Zang-Fu theory. If uncertain, the use of LI4+LV3 is never a bad choice.

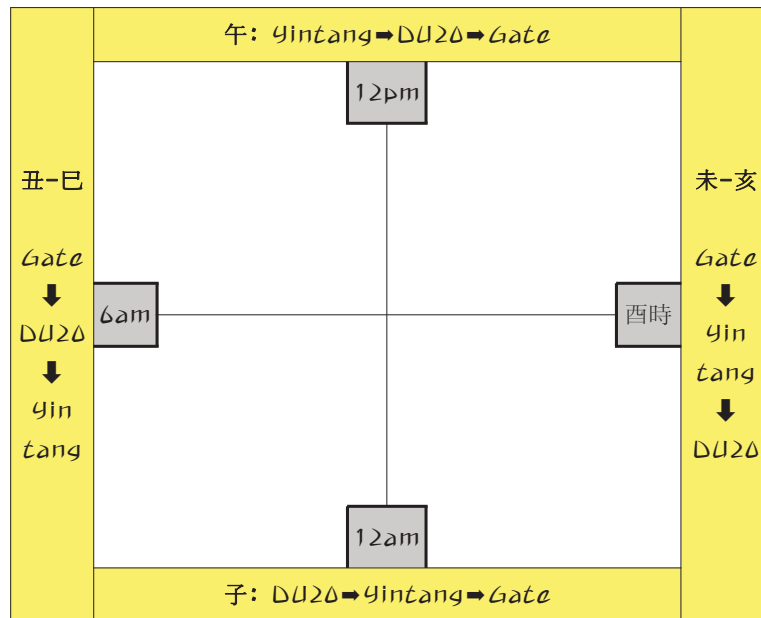
4. Great Gate Opening: A treatment called Great Gate Opening is used in addition to Gate Opening for more severe conditions. Two more needles are added: PC9 on one side, and SJ1 on the other. Note that both the PC and SJ both exist only as functions, not as true physical organs.

1. 24 Gate Opening

1. Gate Opening Theory



Order



2. 24 Gate openings

| EARTH | | | | | | | | HEAVEN | | | | | | | | MAN | | | | | | | |
|-------|----|-----|----|------|----|-----|----|--------|----|-----|----|------|----|-----|----|-----|----|-----|----|------|----|-----|----|
| LU | | LI | | ST | | SP | | HT | | SI | | UB | | KD | | PC | | SJ | | GB | | LV | |
| LU9 | | LI4 | | ST42 | | SP3 | | HT7 | | SI4 | | UB64 | | KD3 | | PC7 | | SJ4 | | GB40 | | LV3 | |
| H | M | H | M | H | M | H | M | E | M | E | M | E | M | E | M | E | H | E | H | E | H | E | H |
| UB | GB | KD | LV | HT | PC | SI | SJ | ST | GB | SP | LV | LU | PC | LI | SJ | ST | UB | SP | KD | LU | HT | LI | SI |
| 64 | 40 | 3 | 3 | 7 | 7 | 4 | 4 | 42 | 40 | 3 | 3 | 9 | 7 | 4 | 4 | 42 | 64 | 3 | 3 | 9 | 7 | 4 | 4 |

3. Great Gate opening : Gate opening + PC9, SJ1

4. Comparison

| 8 Extra | 12 Meridian | Zangfu |
|--------------|--------------|--------------|
| Exterior | Middle | Interior |
| Yang | Midium | Yin |
| Gate opening | Channel Flow | Five Element |
| ○, ● | ■ | ▲ |

5. Ener and Exit

| Going Out (Exit) | Going In (Enter) |
|------------------|------------------|
| 3 Hand Yin | 3 Hand Yang |
| 3 Foot Yang | 3 Foot Yin |

6. 24 Gate Opening Analysis

3 Hand Yin + 3 Foot Yang (Going Out)

| LU9 | | HT7 | | PC7 | |
|------|---|-----|---|-----|---|
| H | M | E | M | E | H |
| UB64 | | | | | |

3 Hand Yang + 3 Foot Yin (Going In)

| LI4 | | SI4 | | SJ4 | |
|-----|-----|-----|-----|-----|-----|
| H | M | E | M | E | H |
| KD3 | LV3 | SP3 | LV3 | SP3 | KD3 |

3 Foot Yang + 3 Hand Yin (Going Out)

| ST42 | | UB64 | | GB40 | |
|------|-----|------|-----|------|-----|
| H | M | E | M | E | H |
| HT7 | PC7 | LU9 | PC7 | LU9 | HT7 |

3Foot Yin + 3 Hand Yang (Going In)

| SP3 | | KD3 | | LV3 | |
|-----|-----|-----|-----|-----|-----|
| H | M | E | M | E | H |
| SI4 | SJ4 | LI4 | SJ4 | LI4 | SI4 |

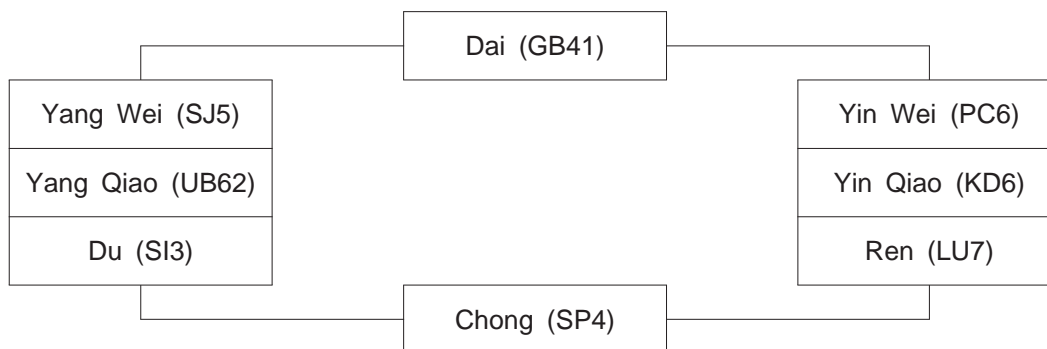
Mid-day Mid-night Law

| | | | | | |
|----|----|----|----|----|----|
| LU | LI | ST | SP | HT | SI |
| UB | KD | PC | SJ | GB | LV |

2. Meridian Connecting Treatment

| | | | | |
|---------|----|---|----|----------|
| Taiyin | LU | ⇒ | LI | Yangming |
| | | | ↓ | |
| | SP | ⇐ | ST | |
| | ↓ | | | |
| Shaoyin | HT | ⇒ | SI | Taiyang |
| | | | ↓ | |
| | KD | ⇐ | UB | |
| | ↓ | | | |
| Jueyin | PC | ⇒ | SJ | Shaoyang |
| | | | ↓ | |
| | LV | ⇐ | GB | |

| YANG WEI | DAI | YIN WEI |
|----------|---------|---------|
| LI - ST | LU - LI | SP - HT |
| | ST - SP | |
| SI - UB | HT - SI | KD - PC |
| | UB - KD | |
| SJ - GB | PC - SJ | LV - LU |
| | GB - LV | |



Meridian Connecting

ST36 → GB41 → SP4 → PC6 / SJ5 → LV14 → RN12 → Yintang

| | |
|---------------------------|--------------------------------|
| Connecting Yang Meridians | LU7→LI4→UB39→GB41→SP4→LV3→DU20 |
| Connecting Yin Meridians | UB39→ST36→GB41→SP4→RN12→RN4 |

3. Three Components

1. Tai Qi - Yin Yang - Sa Sang

| | | | | | | |
|----|----|----|----|----------|--------------------|------------|
| ☯ | | | | Tai Qi | Center of Universe | Head |
| -- | | — | | Yin Yang | Universe | Trunk |
| == | == | == | == | Sa Sang | Earth | Four Limbs |

2. Regular meridian Flow

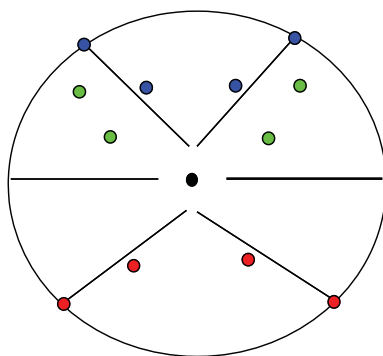
| | CHEST | → | HAND | → | FACE | → | FOOT | → | CHEST | Yin-Yang identity |
|----------------------|-------|---|------|---|------|---|------|---|-------|-------------------|
| 1st Circuit (EARTH) | LU | | LI | | ST | | SP | | | Taiyin + Yangming |
| 2nd Circuit (HEAVEN) | HT | | SI | | UB | | KD | | | Shaoyin + Taiyang |
| 3rd Circuit (HUMAN) | PC | | SJ | | GB | | LV | | | Jueyin + Shaoyang |

| | Earth | Heaven | Man |
|----------------|------------------------|-------------|--------------|
| Meridian | LU LI ST SP | HT SI UB KD | PC SJ GB LV |
| Embryonic Disk | Endoderm | Ectoderm | Mesoderm |
| Western | Respiratory, Digestive | Circulatory | Nerve System |
| 4 Component | Earth | Water, Fire | Wind |
| 3 Treasure | Qi | Essence | Sprit |

3. Three Areas

| | | |
|--------------------------|----|--|
| Control Amount of Qi | 開遮 | |
| Control Speed of Qi | 四和 | |
| Control Activation of Qi | 表象 | |

4. Head



4. Point Area

| | Earth | | | | Heaven | | | | Man | | | |
|-----|-------|----|----|----|--------|----|----|----|-----|----|----|----|
| | LU | LI | ST | SP | HT | SI | UB | KD | PC | SJ | GB | LV |
| I | LU1 | | | | | | | | | | | |
| II | LU5 | | | | | | | | | | | |
| III | LU9 | | | | | | | | | | | |

5. Needling Order

1. Healthy Side First
2. Upper Yin First, Lower Yang First
- 3.

| | AM | PM |
|-------|-------------|-------------|
| Men | Left First | Right First |
| Women | Right First | Left First |

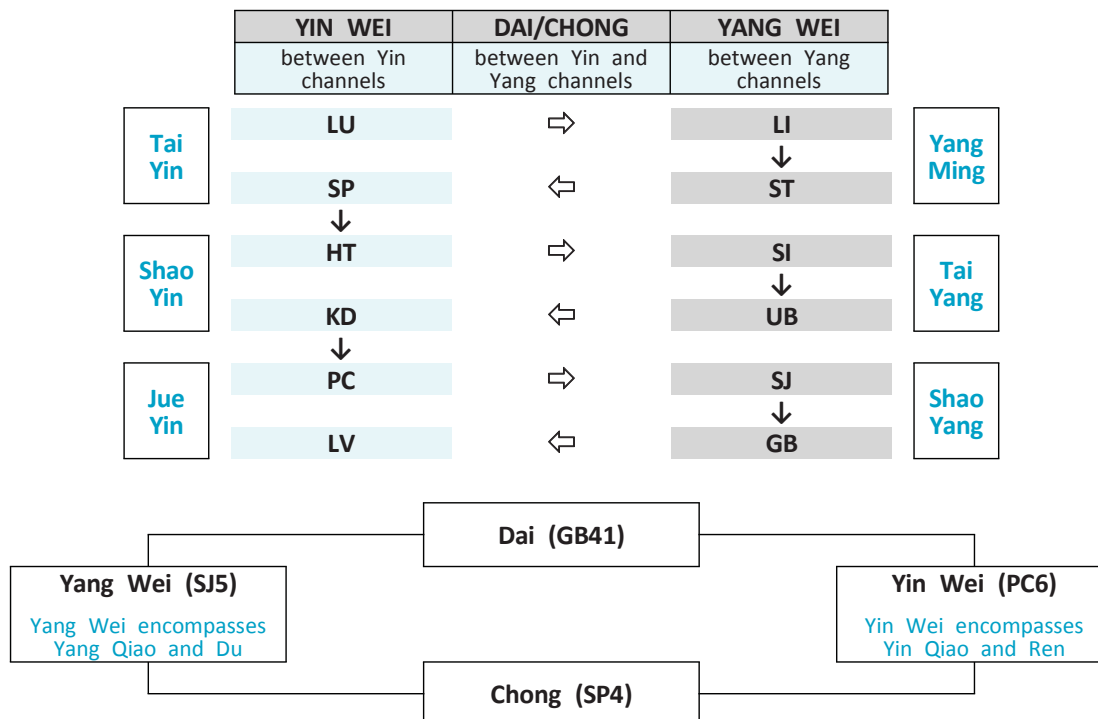
4. According to the Flow
5. Limb - Trunk - Head - Ren,Du Point
6. Withdrawal is as important as Inserting

| TONIFICATION & SEDATION | | HEAD, TORSO, LIMBS | |
|-------------------------|------------------------|--------------------|--|
| Big meaning | Channel | | |
| Medium meaning | Inserting & Withdrawal | | |
| Small meaning | Technique | | |

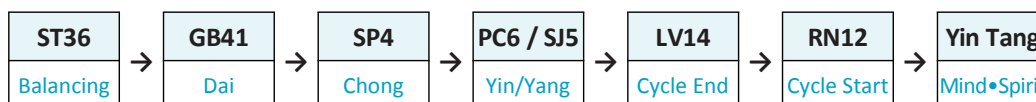
② MERIDIAN FLOW Ju Haeng Chim

Note: Meridian Flow is a comprehensive subject encompassing many sub-theories. Meridian Connecting theory is just one subject under the umbrella of Meridian Flow Theory. **Meridian Flow Theory** is literally "the royal treatment," as this theory was developed by palatial doctors for treating the royal family. **Meridian Connecting Theory** has been chosen as an introduction to Meridian Flow theory because of its simplicity and usefulness. It is a good choice to use after Gate Opening.

MERIDIAN CONNECTING



MERIDIAN CONNECTING TREATMENT



1. Eight Extra Vessels: Meridian Connecting treatments utilize the Eight Extra Vessels. The Eight Extra Vessels serve as a reservoir for the 12 meridians. Activating the confluent points is like opening the dam to refill the channels.

2. Order of insertion/withdrawal: The order of needle insertion and removal is a significant factor of the treatment, and changing the order can alter the treatment.

| Insertion | | | Withdrawal | | |
|-----------------------|------------|----------|------------|------------|-----------------------|
| Limbs | Torso | Head | Head | Torso | Limbs |
| ST36→GB41→SP4→PC6/SJ5 | →LV14→RN12 | →Yintang | Yintang→ | RN12→LV14→ | ST36→GB41→SP4→PC6/SJ5 |

3. Rationale of Point Selection: ST36, the initial point, supports post-natal Qi and Blood. Energetically ST36 is linked with SP4 and RN12. **GB41** activates the Dai Vessel and **SP4** activates the Chong Vessel. **PC6 or SJ5** is chosen based on whether Yin Wei or Yang Wei is more applicable. **LV14** is the last point in the cycle of Qi flow, while **RN12** is the first point since that's where the LU channel begins. Qi flow has a higher probability of stagnating at this interchange than any other since it is not only a link between channels, but also the circuit junction. The addition of **Yin Tang** opens the Upper Dan Tian (third eye) and brings mental clarity, assisting the natural progression of harmony and balance in the physical body.

3. Yuan Source + Luo Connecting Treatment I

1. The rules

- ① Use *Yuan* source and *Luo* connecting points which represent the relationship between upper & lower body the most. This theory is also known as host and guest treatment.
- ② Use Yin channel first in upper body and yang channels first in the lower body. (This applies for all theories)
- ③ When upper body is excess, needle lower body and vis versa. (This applies for all theories)
- ④ •Zang : use Back Shu point
•Fu : use Front Mu point

2. Yuan Source & Luo connecting Points

| | Earth | | | | Heaven | | | | Human | | | |
|-------------|-------|----|----|----|--------|----|----|----|-------|----|----|----|
| | LU | LI | ST | SP | HT | SI | UB | KD | PC | SJ | GB | LV |
| <i>Yuan</i> | 9 | 4 | 42 | 3 | 7 | 4 | 64 | 3 | 7 | 4 | 40 | 3 |
| <i>Luo</i> | 7 | 6 | 40 | 4 | 5 | 7 | 58 | 4 | 6 | 5 | 37 | 5 |

3. Treatments

| | | Arm-Excess | 1 | 2 | Trunk | Leg-Excess | 1 | 2 | Trunk |
|-------|-----------|------------|-----|-----|-------|------------|-----|------|-------|
| Earth | Tai-Yin | LU | LU9 | LI6 | UB13 | SP | SP3 | ST40 | UB20 |
| | Yang-Ming | LI | LU7 | LI4 | ST25 | ST | SP4 | ST42 | RN12 |
| Haven | Shao-Yin | HT | HT7 | SI7 | UB15 | KD | KD3 | UB58 | UB23 |
| | Tai-Yang | SI | HT5 | SI4 | RN4 | UB | KD4 | UB64 | RN3 |
| Human | Jue-Yin | PC | PC7 | SJ5 | UB14 | LV | LV3 | GB37 | UB18 |
| | Shao-Yang | SJ | PC6 | SJ4 | RN5 | GB | LV5 | GB40 | GB24 |

SPECIAL POINT GROUPINGS

| FIVE TRANSPORT POINTS (FIVE ELEMENT POINTS 五輸穴) | | | | | | | | | | | | | |
|---|----|------|--------|--------|-------|-------|-----------|----|-------|--------|--------|-------|-------|
| ZANG | | Well | Spring | Stream | River | Sea | FU | | Well | Spring | Stream | River | Sea |
| | | Wood | Fire | Earth | Metal | Water | | | Metal | Water | Wood | Fire | Earth |
| Tai Yin | LU | 11 | 10 | 9 | 8 | 5 | Yang Ming | LI | 1 | 2 | 3 | 5 | 11 |
| | SP | 1 | 2 | 3 | 5 | 9 | | ST | 45 | 44 | 43 | 41 | 36 |
| Shao Yin | HT | 9 | 8 | 7 | 4 | 3 | Tai Yang | SI | 1 | 2 | 3 | 5 | 8 |
| | KD | 1 | 2 | 3 | 7 | 10 | | UB | 67 | 66 | 65 | 60 | 40 |
| Jue Yin | PC | 9 | 8 | 7 | 5 | 3 | Shao Yang | SJ | 1 | 2 | 3 | 6 | 10 |
| | LV | 1 | 2 | 3 | 4 | 8 | | GB | 44 | 43 | 41 | 38 | 34 |

① Well ➡ Spring (Gushing) ➡ Stream (Transporting) ➡ River (Traversing) ➡ Sea (Uniting)
 ② Fingers or toes (Distal) ⇨ (Getting gradually larger and deeper) ⇨ elbows/knees (Proximal)
 ③ General indications

| WELL | SPRING | STREAM | RIVER | SEA |
|--|--|---------------------------------------|--|--|
| mental illness, chest stifling, fullness under heart | febrile, complexion change, hot sensations | Bi, wind, damp, heaviness, joint pain | asthma, cough, hot/cold sensations, voice sound change | Fu organs, stomach, intestines, rebel Qi, diarrhea |

| YUAN-SOURCE POINTS (SOURCE POINTS 原穴) | | | | | | | | | | | |
|---------------------------------------|----|----|----|--------|----|----|----|-------|----|----|----|
| EARTH | | | | HEAVEN | | | | HUMAN | | | |
| LU | LI | ST | SP | HT | SI | UB | KD | PC | SJ | GB | LV |
| 9 | 4 | 42 | 3 | 7 | 4 | 64 | 3 | 7 | 4 | 40 | 3 |

① Direct relationship to the prenatal Qi
 ② Used in evaluation by palpation, because they reflect the state of the prenatal Qi of each organ
 ③ Tonify the Yin and Yang organs
 ④ The combination of Yuan(host) and Luo(guest) : enhance the treatment, Yuan(main) + Luo(supplementary)

| LUO-CONNECTING POINTS (CONNECTING POINTS 絡穴) | | | | | | | | | | | |
|--|----|----|----|--------|----|----|----|-------|----|----|----|
| EARTH | | | | HEAVEN | | | | HUMAN | | | |
| LU | LI | ST | SP | HT | SI | UB | KD | PC | SJ | GB | LV |
| 7 | 6 | 40 | 4 | 5 | 7 | 58 | 4 | 6 | 5 | 37 | 5 |

① Tonify the deficient meridian's Luo-connecting or sedating the Excess meridian's Luo-connecting
 ② If the ① is Shi and the ② is Xu, sedate the Luo-connecting on the ①, or tonify the Luo-connecting on the ②
 ③ Tonify the Yin organs, Sedate Yang organs
 ④ Often used for superficial channel problems as opposed to internal problem
 ⑤ Used in conjunction with the Yuan-Source points

| XI-CLEFT POINTS (ACCUMULATION POINTS 郄穴) | | | | | | | | | | | |
|--|----|----|----|--------|----|----|----|-------|----|----|----|
| EARTH | | | | HEAVEN | | | | HUMAN | | | |
| LU | LI | ST | SP | HT | SI | UB | KD | PC | SJ | GB | LV |
| 6 | 7 | 34 | 8 | 6 | 6 | 63 | 5 | 4 | 7 | 36 | 6 |

① Qi and Blood of the channel gathers deeply
 ② Primarily for acute painful or stubborn conditions
 ③ Usually used for Excess conditions and applied with a sedation method

| EIGHT INFLUENTIAL POINTS (GATHERING POINTS = MEETING POINTS 八會穴) | | | | | | | |
|--|------|------|-------|--------|--------|------|--------|
| Zang | Fu | Qi | Blood | Sinews | Marrow | Bone | Vessel |
| LV13 | RN12 | RN17 | UB17 | GB34 | GB39 | UB11 | LU9 |

① The Chinese character *Hui* 會 denoting these points means "to gather" or "to meet"
 ② Special influence on certain tissues, organs, energy or Blood

| FRONT-MU POINTS (FRONT-COLLECTING POINTS = ALARM POINTS 募穴) | | | | | | | | | | | |
|---|------|------|------|--------|-----|-----|------|-------|-----|------|------|
| EARTH | | | | HEAVEN | | | | HUMAN | | | |
| LU | LI | ST | SP | HT | SI | UB | KD | PC | SJ | GB | LV |
| LU1 | ST25 | RN12 | LV13 | RN14 | RN4 | RN3 | GB25 | RN17 | RN5 | GB24 | LV14 |
| ① Best for treating the Fu organs because they are located on the Yin portion of the body | | | | | | | | | | | |
| ② Yin character, more used in acute diseases; however also be used in chronic ones | | | | | | | | | | | |

| BACK-SHU POINTS (BACK-TRANSPORTING POINTS = ASSOCIATED POINTS 背俞穴) | | | | | | | | | | | |
|--|------|------|------|--------|------|------|------|-------|------|------|------|
| EARTH | | | | HEAVEN | | | | HUMAN | | | |
| LU | LI | ST | SP | HT | SI | UB | KD | PC | SJ | GB | LV |
| UB13 | UB25 | UB21 | UB20 | UB15 | UB27 | UB28 | UB23 | UB14 | UB22 | UB19 | UB18 |
| ① Best for treating the Zang organs because they are located on the Yang portion of the body | | | | | | | | | | | |
| ② Yang character, more used in chronic diseases; however also be used in acute ones | | | | | | | | | | | |

| LOWER HE-SEA POINTS (LOWER-UNITING POINTS 下合穴) | | | | | | | | | | | |
|--|------|------|------|------|------|------------|------|------|------|------|------|
| 3 ARM YANG | | | | | | 3 LEG YANG | | | | | |
| LI | SI | SJ | ST | UB | GB | LI | SI | SJ | ST | UB | GB |
| ST37 | ST39 | UB39 | ST36 | UB40 | GB34 | ST37 | ST39 | UB39 | ST36 | UB40 | GB34 |
| ① Treat illnesses of the six Fu organs | | | | | | | | | | | |
| ② Because they are located on the lower or Yin portion of the body, they treat Yang illnesses effectively. | | | | | | | | | | | |

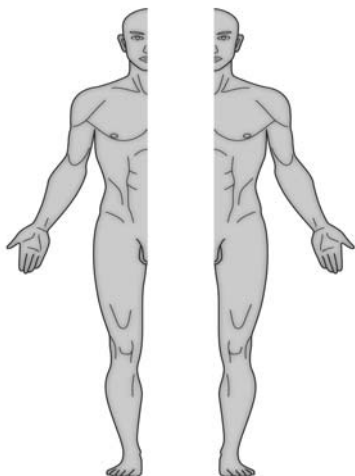
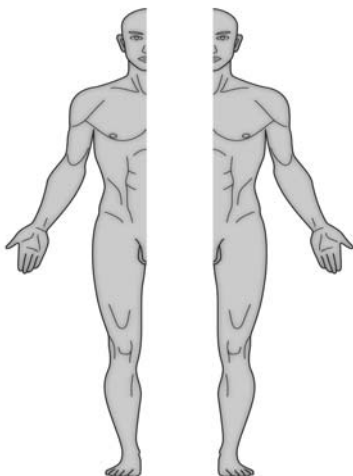
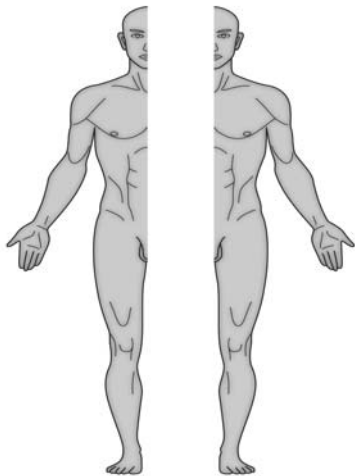
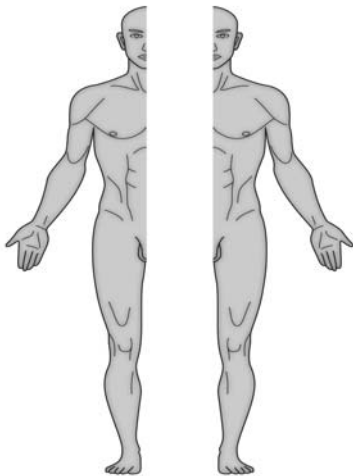
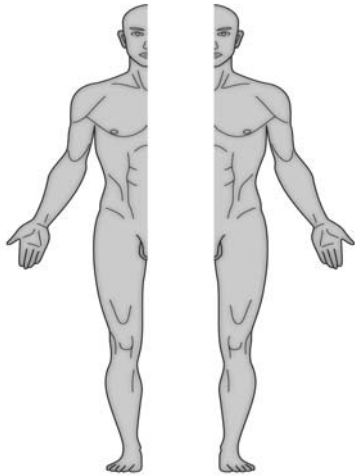
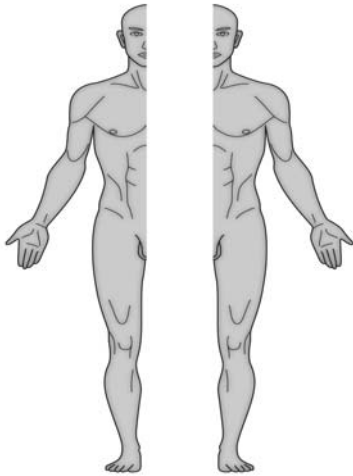
| GROUP LUO POINTS (三經絡穴) | | | | | | | | | | | |
|---|-----|-------------|-----------|------|------|------------|------|------|-----------|------|------|
| 3 ARM YANG | | | 3 ARM YIN | | | 3 LEG YANG | | | 3 LEG YIN | | |
| SJ8 | PC5 | GB35 (GB39) | SP6 | ST40 | UB41 | GB40 | GB39 | GB38 | GB37 | GB36 | GB35 |
| ① Governs the movement of Qi and Blood between the 3 channels | | | | | | | | | | | |
| ② To regulate the imbalance in the relationship of the Yin/Yang | | | | | | | | | | | |

| ENTRY AND EXIT POINTS (入出口穴) | | | | | | | | | | | | |
|---|---|----|----|----|---|----|----|----|---|----|----|----|
| Entry | 1 | 4 | 1 | 1 | 1 | 1 | 1 | 1 | 1 | 1 | 1 | 1 |
| Exit | 7 | 20 | 42 | 21 | 9 | 19 | 67 | 22 | 8 | 22 | 41 | 14 |
| ① Entry point : where the meridian begins on the main pathway | | | | | | | | | | | | |
| ② Exit point : where the Qi of one channel leaves the channel to continue to the next channel | | | | | | | | | | | | |
| ③ The Combination of two points : drain or supplement the channels | | | | | | | | | | | | |

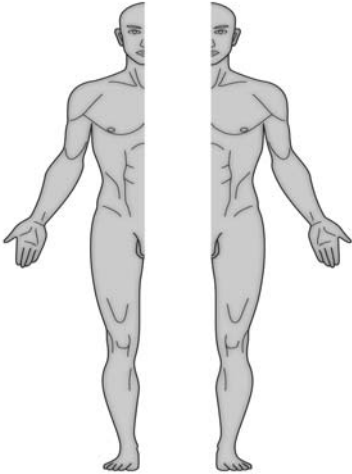
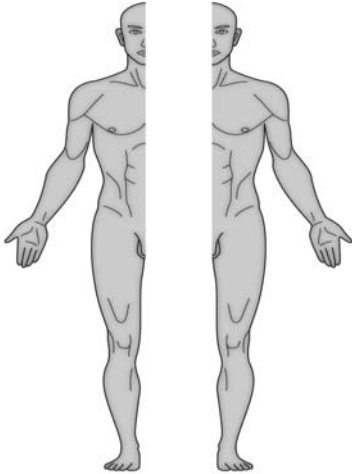
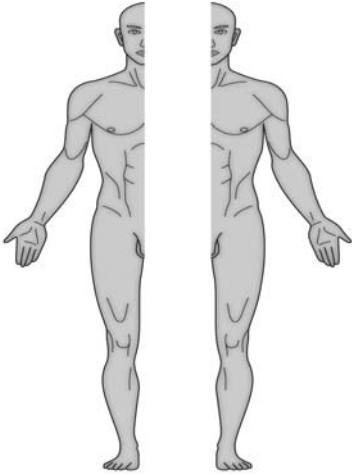
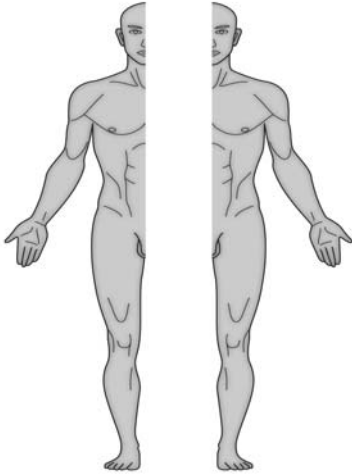
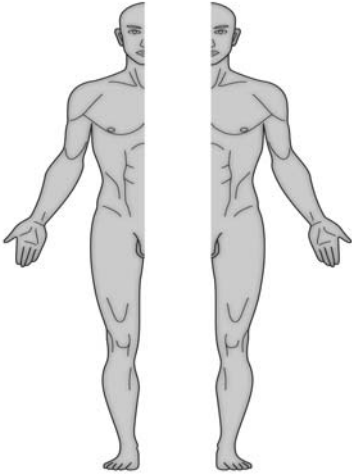
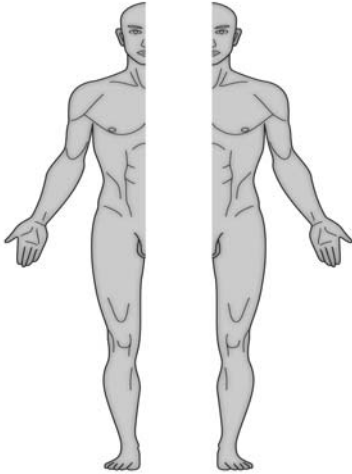
| WINDOW OF THE SKY POINTS (CELESTIAL-WINDOW POINTS 天窓穴) | | | | | | | | | | | |
|--|-----|------|------|-----|------|------|-----|------|------|------|------|
| UB10 | ST9 | LI18 | SJ16 | LU3 | RN22 | DU16 | PC1 | SI16 | SI17 | SI18 | SI19 |
| ① Written in the <i>Ling Shu</i> in chapter 21 | | | | | | | | | | | |
| ② Balance of the Yin and Yang to the upper and the lower parts of the body | | | | | | | | | | | |
| ③ Open the channels in the neck | | | | | | | | | | | |
| ④ Move the Yin to the upper body and move the Yang to the lower body | | | | | | | | | | | |
| ⑤ Have connections with the Divergent channels | | | | | | | | | | | |

| 13 GHOST POINTS (13 DEVIL POINTS 13鬼穴) | | | | | | | | | | | | |
|--|--------|------|------|-------------|------|-------|-------|------|------|----------|-----|------|
| DU26 | DU16 | DU23 | DU1 | Jinjin Yuye | LI11 | LU11 | PC7 | PC8 | RN24 | SP1 | ST6 | UB62 |
| palace | pillow | hall | liar | seal | leg | faith | heart | cave | city | fortress | bed | road |
| ① Treat insanity or epilepsy | | | | | | | | | | | | |
| ② Used together in one treatment | | | | | | | | | | | | |

ACUPUNCTURE PRACTICE SHEET

| CASE | NOTE | CASE | NOTE |
|---|------|--|------|
|  | |  | |
|  | |  | |
|  | |  | |

ACUPUNCTURE PRACTICE SHEET

| CASE | NOTE | CASE | NOTE |
|---|------|--|------|
|  | |  | |
| CASE | NOTE | CASE | NOTE |
|  | |  | |
| CASE | NOTE | CASE | NOTE |
|  | |  | |



KOREAN MERIDIAN ACUPUNCTURE

PART 2

Webinar date: Sep 21, 2013

Instructor: H.B. Kim, L.Ac.

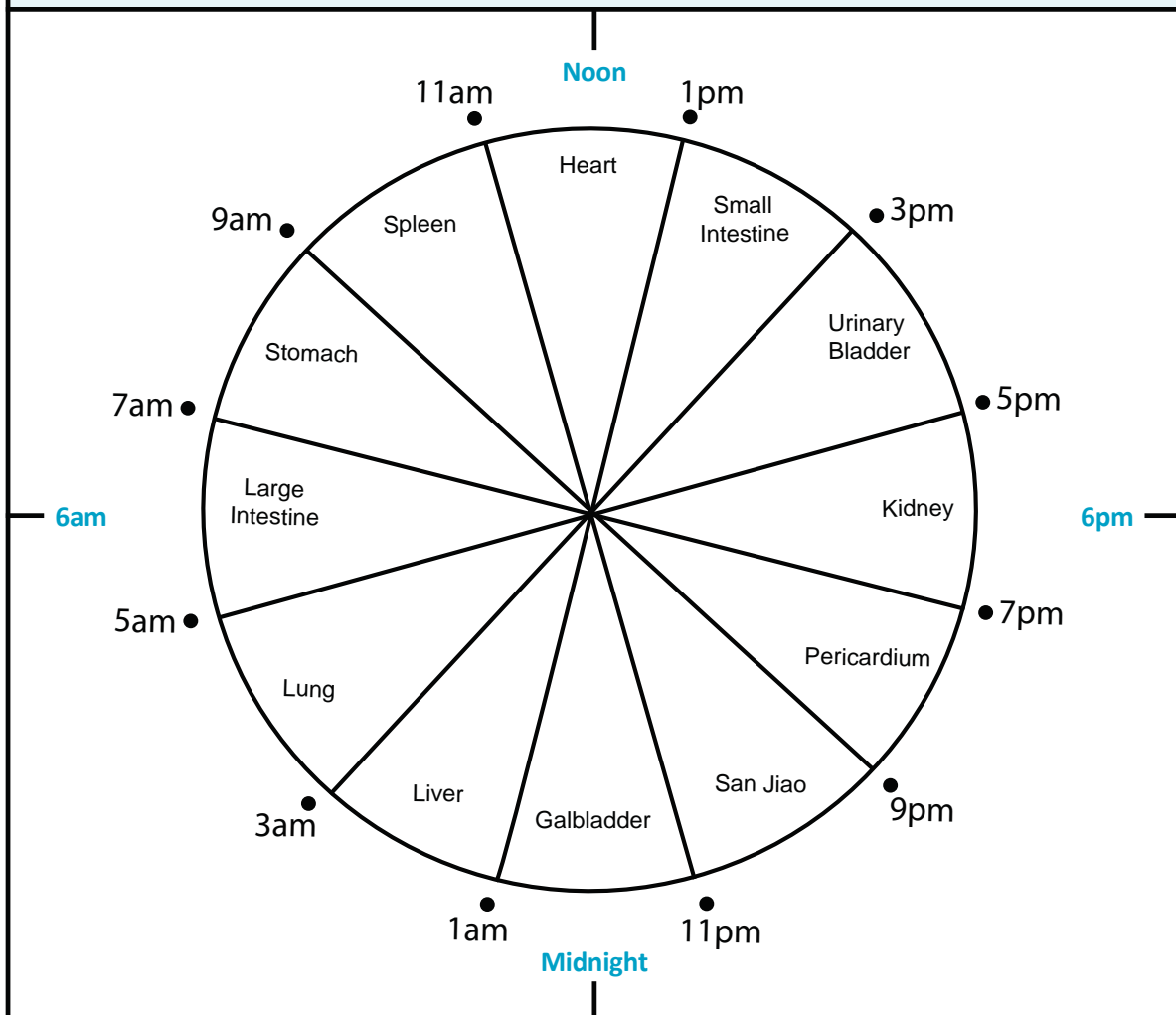
Copyright © 2013 by Acupuncture Media. All Rights Reserved.
Material attached may not be reproduced in any form without written permission.
1111 Fledderjohn Rd. #101, Charleston, WV 25314
Text/Voice: (331) 551-9123

CIRCADIAN QI FLOW

| EARTH CIRCUIT | | | | HEAVEN CIRCUIT | | | | HUMAN CIRCUIT | | | |
|---------------|-------|-------|--------|----------------|-------|-------|-------|---------------|--------|---------|-------|
| Metal | | Earth | | Fire | | Water | | Minister Fire | | Wood | |
| LU | LI | ST | SP | HT | SI | UB | KD | PC | SJ | GB | LV |
| 3-5am | 5-7am | 7-9am | 9-11am | 11a-1pm | 1-3pm | 3-5pm | 5-7pm | 7-9pm | 9-11pm | 11p-1am | 1-3am |
| Yangming | | | | Taiyang | | | | Shaoyang | | | |
| Taiyin | | | | Shaoyin | | | | Jueyin | | | |

Acupuncture

- Qi flows through the primary meridians in a cyclical manner in each 24 hour period.
- There is a **two-hour period** when Qi flow peaks in each meridian.



APPLICATION

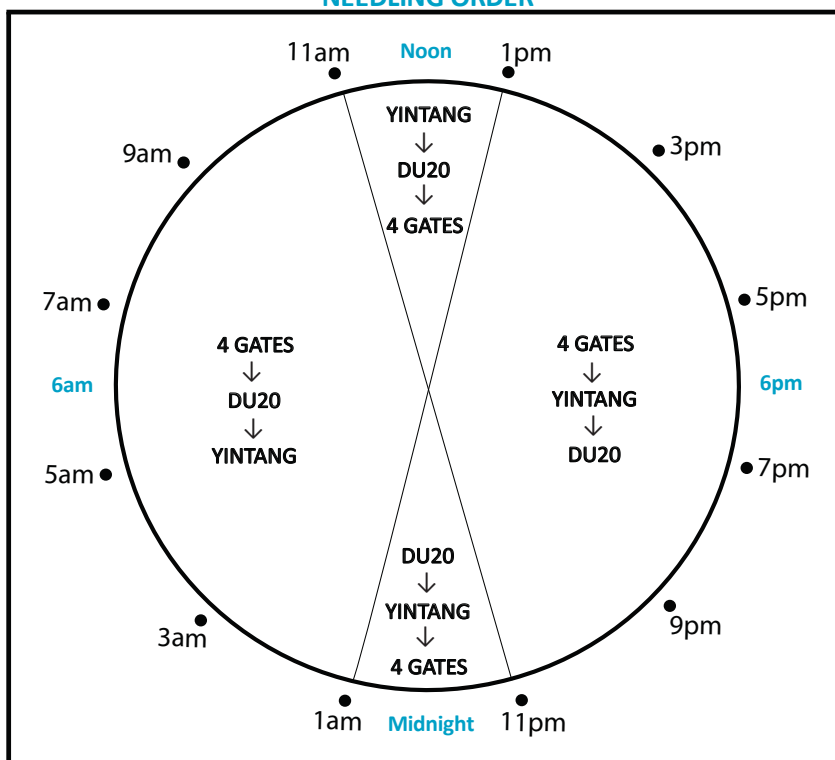
| | |
|--------------|--|
| TONIFICATION | <p>There are two ways to tonify a meridian based on the circadian clock.</p> <ul style="list-style-type: none"> • Method 1: A meridian may be tonified in the time period just after it's peak Qi flow. For Example: Tonify the SP between 11am-1pm. • Method 2: Another method is to tonify a meridian during the time period opposite of it's peak Qi flow. For Example: Tonify the SP channel between 9pm-11pm. |
| SEDATION | <ul style="list-style-type: none"> • A meridian is best sedated during it's time of maximum Qi flow. For Example: Sedate the SP channel between 9am-11am. |

1 GATE OPENING Tong Gi Chim

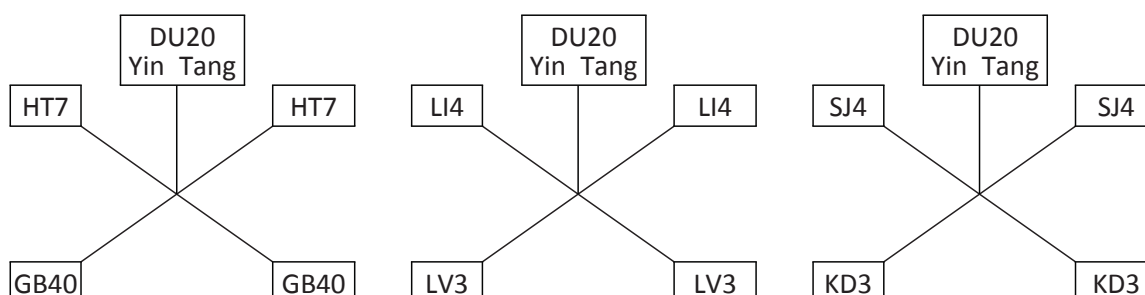
24 GATE OPENINGS

| | | | |
|--------|------|---|------|
| EARTH | LU9 | H | UB64 |
| | | M | GB40 |
| | LI4 | H | KD3 |
| | | M | LV3 |
| HEAVEN | ST42 | H | HT7 |
| | | M | PC7 |
| | SP3 | H | SI4 |
| | | M | SJ4 |
| HUMAN | HT7 | E | ST42 |
| | | M | GB40 |
| | SI4 | E | SP3 |
| | | M | LV3 |
| | UB64 | E | LU9 |
| | | M | PC7 |
| | KD3 | E | LI4 |
| | | M | SJ4 |
| HUMAN | PC7 | E | ST42 |
| | | H | UB64 |
| | SJ4 | E | SP3 |
| | | H | KD3 |
| HUMAN | GB40 | E | LU9 |
| | | H | HT7 |
| | LV3 | E | LI4 |
| | | H | SI4 |

NEEDLING ORDER



FOUR GATES EXAMPLES



1. Order of insertion: According to the theory, the order of needling has a significant impact on the treatment. The needling order should be modified according to the time of day. Refer to the meridian clock above.

2. Combination principle: Yuan source points are used in the practice of Tong Gi Chim. Yuan source points are paired by opposite polarity of both yin and yang channels as well as hand and foot channels. **For example:** LI4 (E), a hand yang channel, is combined with LV3 (M) or KD3 (H) which are foot yin channels. Points within the same circuits (Heaven, Earth, HuMan) cannot be combined. 2 possible combinations for each point x 12 Yuan source points = 24 Gate Opening treatments. While there is some overlap of pair combinations, the treatment is considered different depending on which point is used as the primary or secondary point.

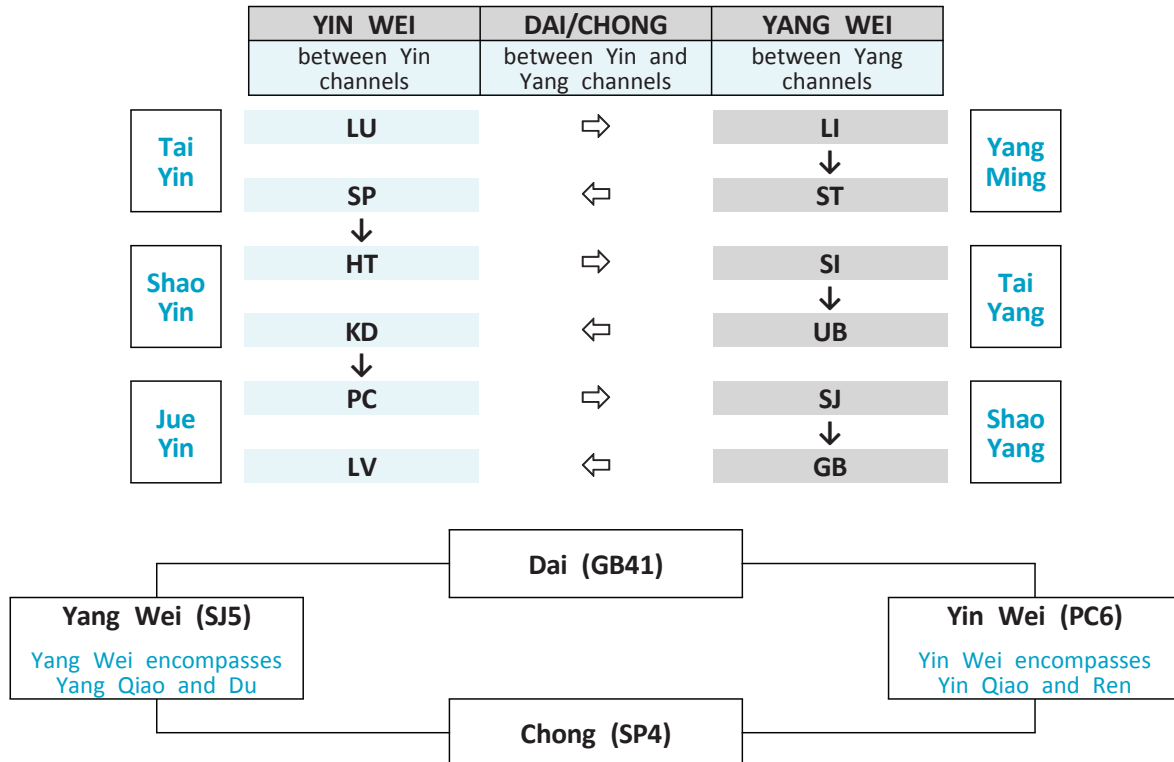
3. Clinical application: Gate Opening is not limited to the use of LI4+LV3. Depending on the presenting symptoms, different Gate Opening pairs are more appropriate. For example, HT7+GB40 targets the HT and GB for *Wen Dan Tang* type conditions. KD3+LI4 should be used for *Si Shen Wan* type conditions. The best Gate Opening combo is chosen based on Zang-Fu theory. If uncertain, the use of LI4+LV3 is never a bad choice.

4. Great Gate Opening: A treatment called Great Gate Opening is used in addition to Gate Opening for more severe conditions. Two more needles are added: PC9 on one side, and SJ1 on the other. Note that both the PC and SJ both exist only as functions, not as true physical organs.

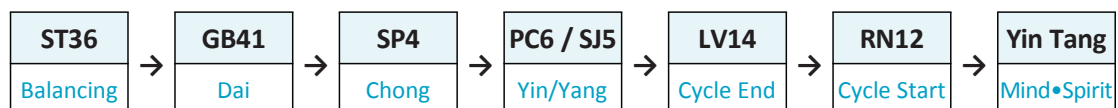
2 MERIDIAN FLOW Ju Haeng Chim

Note: Meridian Flow is a comprehensive subject encompassing many sub-theories. Meridian Connecting theory is just one subject under the umbrella of Meridian Flow Theory. **Meridian Flow Theory** is literally "the royal treatment," as this theory was developed by palatial doctors for treating the royal family. **Meridian Connecting Theory** has been chosen as an introduction to Meridian Flow theory because of its simplicity and usefulness. It is a good choice to use after Gate Opening.

MERIDIAN CONNECTING



MERIDIAN CONNECTING TREATMENT



1. Eight Extra Vessels: Meridian Connecting treatments utilize the Eight Extra Vessels. The Eight Extra Vessels serve as a reservoir for the 12 meridians. Activating the confluent points is like opening the dam to refill the channels.

2. Order of insertion/withdrawal: The order of needle insertion and removal is a significant factor of the treatment, and changing the order can alter the treatment.

| Insertion | | | Withdrawal | | |
|-----------------------|------------|----------|------------|------------|-----------------------|
| Limbs | Torso | Head | Head | Torso | Limbs |
| ST36→GB41→SP4→PC6/SJ5 | →LV14→RN12 | →Yintang | Yintang→ | RN12→LV14→ | ST36→GB41→SP4→PC6/SJ5 |

3. Rationale of Point Selection: **ST36**, the initial point, supports post-natal Qi and Blood. Energetically ST36 is linked with SP4 and RN12. **GB41** activates the Dai Vessel and **SP4** activates the Chong Vessel. **PC6 or SJ5** is chosen based on whether Yin Wei or Yang Wei is more applicable. **LV14** is the last point in the cycle of Qi flow, while **RN12** is the first point since that's where the LU channel begins. Qi flow has a higher probability of stagnating at this interchange than any other since it is not only a link between channels, but also the circuit junction. The addition of **Yin Tang** opens the Upper Dan Tian (third eye) and brings mental clarity, assisting the natural progression of harmony and balance in the physical body.

3. Three Components

1. Tai Qi - Yin Yang - Sa Sang

| | | | | | | |
|---|----|----|----|----------|--------------------|------------|
|  | | | | Tai Qi | Center of Universe | Head |
| -- | | — | | Yin Yang | Universe | Trunk |
| == | == | == | == | Sa Sang | Earth | Four Limbs |

2. Regular meridian Flow

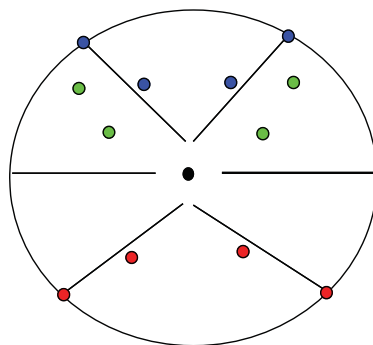
| | CHEST → | HAND → | FACE → | FOOT → | CHEST | Yin-Yang identity |
|----------------------|---------|--------|--------|--------|-------|-------------------|
| 1st Circuit (EARTH) | LU | LI | ST | SP | | Taiyin + Yangming |
| 2nd Circuit (HEAVEN) | HT | SI | UB | KD | | Shaoyin + Taiyang |
| 3rd Circuit (HUMAN) | PC | SJ | GB | LV | | Jueyin + Shaoyang |

| | Earth | Heaven | Man |
|----------------|------------------------|-------------|--------------|
| Meridian | LU LI ST SP | HT SI UB KD | PC SJ GB LV |
| Embryonic Disk | Endoderm | Ectoderm | Mesoderm |
| Western | Respiratory, Digestive | Circulatory | Nerve System |
| 4 Component | Earth | Water, Fire | Wind |
| 3 Treasure | Qi | Essence | Sprit |

3. Three Areas

| | | |
|--------------------------|----|--|
| Control Amount of Qi | 開遮 | |
| Control Speed of Qi | 四和 | |
| Control Activation of Qi | 表象 | |

4. Head



4. Point Area

| | Earth | | | | Heaven | | | | Man | | | |
|-----|-------|----|----|----|--------|----|----|----|-----|----|----|----|
| | LU | LI | ST | SP | HT | SI | UB | KD | PC | SJ | GB | LV |
| I | LU1 | | | | | | | | | | | |
| II | LU5 | | | | | | | | | | | |
| III | LU9 | | | | | | | | | | | |

5. Needling Order

1. Healthy Side First
2. Upper Yin First, Lower Yang First

3.

| | AM | PM |
|-------|-------------|-------------|
| Men | Left First | Right First |
| Women | Right First | Left First |

4. According to the Flow
5. Limb - Trunk - Head - Ren,Du Point
6. Withdrawal is as important as Inserting

| TONIFICATION & SEDATION | | HEAD, TORSO, LIMBS | |
|-------------------------|------------------------|--------------------|--|
| Big meaning | Channel | | |
| Medium meaning | Inserting & Withdrawal | | |
| Small meaning | Technique | | |

BIG PICTURE

| SPECIAL POINTS | EARTH | | | | HEAVEN | | | | MAN | | | | EXTRA | |
|----------------|-------|------|------|------|--------|------|------|------|------|------|------|------|-------|----|
| | LU | LI | ST | SP | HT | SI | UB | KD | PC | SJ | GB | LV | RN | DU |
| YUAN-SOURCE | 9 | 4 | 42 | 3 | 7 | 4 | 64 | 3 | 7 | 4 | 40 | 3 | | |
| LUO-CONNECTING | 7 | 6 | 40 | 4 | 5 | 7 | 58 | 4 | 6 | 5 | 37 | 5 | 15 | 1 |
| XI-CLEFT | 6 | 7 | 34 | 8 | 6 | 6 | 63 | 5 | 4 | 7 | 36 | 6 | | |
| FRONT-MU | LU1 | ST25 | RN12 | LV13 | RN14 | RN4 | RN3 | GB25 | RN17 | RN5 | GB24 | LV14 | | |
| BACK-SHU | UB13 | UB25 | UB21 | UB20 | UB15 | UB27 | UB28 | UB23 | UB14 | UB22 | UB19 | UB18 | | |
| ENTRY | 1 | 4 | 1 | 1 | 1 | 1 | 1 | 1 | 1 | 1 | 1 | 1 | | |
| EXIT | 7 | 20 | 42 | 21 | 9 | 19 | 67 | 22 | 8 | 22 | 41 | 14 | | |

| 8 INFLUENTIAL POINTS | |
|----------------------|------|
| ZANG | LV13 |
| FU | RN12 |
| QI | RN17 |
| BLOOD | UB17 |
| SINEWS | GB34 |
| MARROW | GB39 |
| BONES | UB11 |
| VESSELS | LU9 |

| WINDOW OF THE SKY | |
|-------------------|------|
| ST9 | SI17 |
| LI18 | SJ16 |
| SI16 | RN22 |
| UB10 | DU16 |
| LU3 | PC1 |

| WELL | SPRING | STREAM | RIVER | SEA |
|--|--|---------------------------------------|--|--|
| Mental illness, chest stifling, fullness under heart | Febrile, complexion change, hot sensations | Bi, wind, damp, heaviness, joint pain | Asthma, cough, hot/cold sensations, voice sound change | Fu organs, stomach, intestines, rebel Qi, diarrhea |

| GROUP LUO POINTS | |
|------------------|-------------|
| 3 ARM YANG | SJ8 |
| 3 ARM YIN | PC5 |
| 3 LEG YANG | GB35 (GB39) |
| 3 LEG YIN | SP6 |

| MUSCLE MERIDIAN MEETING POINTS | | |
|--------------------------------|-----------------|-----------|
| 3 ARM YANG | Forehead | GB13 |
| 3 ARM YIN | Thoracic cavity | GB22 |
| 3 LEG YANG | Eyes | SI18, ST3 |
| 3 LEG YIN | Genital | RN3 |



| 4 COMMAND POINTS | |
|------------------------|------|
| ABDOMEN | ST36 |
| HEAD AND BACK OF NECK | LU7 |
| BACK (UPPER AND LOWER) | UB40 |
| FACE AND MOUTH | LI4 |

| 13 GHOST POINTS | | | | | | | | | | | | |
|-----------------|-------|----------|-------|------|--------|-----|------|------|------|------|------|-------------|
| Palace | Faith | Fortress | Heart | Road | Pillow | Bed | City | Cave | Hall | Liar | Leg | Seal |
| DU26 | LU11 | SP1 | PC7 | UB62 | DU16 | ST6 | RN24 | PC8 | DU23 | DU1 | LI11 | Jinjin Yuye |

| 4 SEA POINTS | |
|--------------|-----------------------|
| QI | ST9, RN17, DU15, DU14 |
| BLOOD | UB11, ST37, ST39 |
| FOOD | ST30, ST36 |
| MARROW | DU20, DU16 |

| LOWER HE-SEA POINTS | | |
|---------------------|----|------|
| 3 ARM YANG | LI | ST37 |
| | SI | ST39 |
| | SJ | UB39 |
| 3 LEG YANG | ST | ST36 |
| | UB | UB40 |
| | GB | GB34 |

| 8 EXTRA MERIDIANS | | | | |
|-------------------|--------|----------|------|---|
| | MASTER | XI-CLEFT | LUO | RANGE OF ACTION |
| REN | LU7 | | RN15 | Abdomen, chest, lungs, throat, face |
| YIN QIAO | KD6 | KD8 | | |
| DU | SI3 | | DU1 | Back of legs, back, spine, neck, neck, head, eyes, brain |
| YANG QIAO | UB62 | UB59 | | |
| DAI | GB41 | | | Outer aspect of leg, sides of body, shoulders, side of neck |
| YANG WEI | SJ5 | GB35 | | |
| CHONG | SP4 | | | Inner aspect of leg, abdomen, chest, heart, stomach |
| YIN WEI | PC6 | KD9 | | |

| FIVE ELEMENT POINTS ON THE 12 PRIMARY MERIDIANS | | | | | | | | | | | | | |
|---|----|------|--------|--------|-------|-------|-----------|----|-------|--------|--------|-------|-------|
| | | Well | Spring | Stream | River | Sea | | | Well | Spring | Stream | River | Sea |
| | | Wood | Fire | Earth | Metal | Water | | | Metal | Water | Wood | Fire | Earth |
| TAI YIN | LU | 11 | 10 | 9 | 8 | 5 | YANG MING | LI | 1 | 2 | 3 | 5 | 11 |
| | SP | 1 | 2 | 3 | 5 | 9 | | ST | 45 | 44 | 43 | 41 | 36 |
| SHAO YIN | HT | 9 | 8 | 7 | 4 | 3 | TAI YANG | SI | 1 | 2 | 3 | 5 | 8 |
| | KD | 1 | 2 | 3 | 7 | 10 | | UB | 67 | 66 | 65 | 60 | 40 |
| JUE YIN | PC | 9 | 8 | 7 | 5 | 3 | SHAO YANG | SJ | 1 | 2 | 3 | 6 | 10 |
| | LV | 1 | 2 | 3 | 4 | 8 | | GB | 44 | 43 | 41 | 38 | 34 |

SPECIAL POINT GROUPINGS

| FIVE TRANSPORT POINTS (FIVE ELEMENT POINTS 五輸穴) | | | | | | | | | | | | | |
|--|----|--|--------|--------|---------------------------------------|-------|------|--|-------|--------|--|-------|-------|
| ZANG | | Well | Spring | Stream | River | Sea | FU | | Well | Spring | Stream | River | Sea |
| | | Wood | Fire | Earth | Metal | Water | | | Metal | Water | Wood | Fire | Earth |
| Tai | LU | 11 | 10 | 9 | 8 | 5 | Yang | LI | 1 | 2 | 3 | 5 | 11 |
| Yin | SP | 1 | 2 | 3 | 5 | 9 | Ming | ST | 45 | 44 | 43 | 41 | 36 |
| Shao | HT | 9 | 8 | 7 | 4 | 3 | Tai | SI | 1 | 2 | 3 | 5 | 8 |
| Yin | KD | 1 | 2 | 3 | 7 | 10 | Yang | UB | 67 | 66 | 65 | 60 | 40 |
| Jue | PC | 9 | 8 | 7 | 5 | 3 | Shao | SJ | 1 | 2 | 3 | 6 | 10 |
| Yin | LV | 1 | 2 | 3 | 4 | 8 | Yang | GB | 44 | 43 | 41 | 38 | 34 |
| ① Well ➡ Spring (Gushing) ➡ Stream (Transporting) ➡ River (Traversing) ➡ Sea (Uniting) | | | | | | | | | | | | | |
| ② Fingers or toes (Distal) ⇨ (Getting gradually larger and deeper) ⇨ elbows/knees (Proximal) | | | | | | | | | | | | | |
| ③ General indications | | | | | | | | | | | | | |
| WELL | | SPRING | | | STREAM | | | RIVER | | | SEA | | |
| mental illness, chest stifling, fullness under heart | | febrile, complexion change, hot sensations | | | Bi, wind, damp, heaviness, joint pain | | | asthma, cough, hot/cold sensations, voice sound change | | | Fu organs, stomach, intestines, rebel Qi, diarrhea | | |

| YUAN-SOURCE POINTS (SOURCE POINTS 原穴) | | | | | | | | | | | |
|---------------------------------------|----|----|----|--------|----|----|----|-------|----|----|----|
| EARTH | | | | HEAVEN | | | | HUMAN | | | |
| LU | LI | ST | SP | HT | SI | UB | KD | PC | SJ | GB | LV |
| 9 | 4 | 42 | 3 | 7 | 4 | 64 | 3 | 7 | 4 | 40 | 3 |

① Direct relationship to the prenatal Qi
 ② Used in evaluation by palpation, because they reflect the state of the prenatal Qi of each organ
 ③ Tonify the Yin and Yang organs
 ④ The combination of Yuan(host) and Luo(guest) : enhance the treatment, Yuan(main) + Luo(supplementary)

| LUO-CONNECTING POINTS (CONNECTING POINTS 絡穴) | | | | | | | | | | | |
|--|----|----|----|--------|----|----|----|-------|----|----|----|
| EARTH | | | | HEAVEN | | | | HUMAN | | | |
| LU | LI | ST | SP | HT | SI | UB | KD | PC | SJ | GB | LV |
| 7 | 6 | 40 | 4 | 5 | 7 | 58 | 4 | 6 | 5 | 37 | 5 |

① Tonify the deficient meridian's Luo-connecting or sedating the Excess meridian's Luo-connecting
 ② If the ① is Shi and the ② is Xu, sedate the Luo-connecting on the ①, or tonify the Luo-connecting on the ②
 ③ Tonify the Yin organs, Sedate Yang organs
 ④ Often used for superficial channel problems as opposed to internal problem
 ⑤ Used in conjunction with the Yuan-Source points

| XI-CLEFT POINTS (ACCUMULATION POINTS 郄穴) | | | | | | | | | | | |
|--|----|----|----|--------|----|----|----|-------|----|----|----|
| EARTH | | | | HEAVEN | | | | HUMAN | | | |
| LU | LI | ST | SP | HT | SI | UB | KD | PC | SJ | GB | LV |
| 6 | 7 | 34 | 8 | 6 | 6 | 63 | 5 | 4 | 7 | 36 | 6 |

① Qi and Blood of the channel gathers deeply
 ② Primarily for acute painful or stubborn conditions
 ③ Usually used for Excess conditions and applied with a sedation method

| EIGHT INFLUENTIAL POINTS (GATHERING POINTS = MEETING POINTS 八會穴) | | | | | | | |
|--|------|------|-------|--------|--------|------|--------|
| Zang | Fu | Qi | Blood | Sinews | Marrow | Bone | Vessel |
| LV13 | RN12 | RN17 | UB17 | GB34 | GB39 | UB11 | LU9 |

① The Chinese character *Hui* 會 denoting these points means "to gather" or "to meet"
 ② Special influence on certain tissues, organs, energy or Blood

| FRONT-MU POINTS (FRONT-COLLECTING POINTS = ALARM POINTS 募穴) | | | | | | | | | | | |
|---|------|------|------|--------|-----|-----|------|-------|-----|------|------|
| EARTH | | | | HEAVEN | | | | HUMAN | | | |
| LU | LI | ST | SP | HT | SI | UB | KD | PC | SJ | GB | LV |
| LU1 | ST25 | RN12 | LV13 | RN14 | RN4 | RN3 | GB25 | RN17 | RN5 | GB24 | LV14 |
| ① Best for treating the Fu organs because they are located on the Yin portion of the body | | | | | | | | | | | |
| ② Yin character, more used in acute diseases; however also be used in chronic ones | | | | | | | | | | | |

| BACK-SHU POINTS (BACK-TRANSPORTING POINTS = ASSOCIATED POINTS 背俞穴) | | | | | | | | | | | |
|--|------|------|------|--------|------|------|------|-------|------|------|------|
| EARTH | | | | HEAVEN | | | | HUMAN | | | |
| LU | LI | ST | SP | HT | SI | UB | KD | PC | SJ | GB | LV |
| UB13 | UB25 | UB21 | UB20 | UB15 | UB27 | UB28 | UB23 | UB14 | UB22 | UB19 | UB18 |
| ① Best for treating the Zang organs because they are located on the Yang portion of the body | | | | | | | | | | | |
| ② Yang character, more used in chronic diseases; however also be used in acute ones | | | | | | | | | | | |

| LOWER HE-SEA POINTS (LOWER-UNITING POINTS 下合穴) | | | | | | | | | | | |
|--|------|------|------|------|------|------------|----|----|----|----|----|
| 3 ARM YANG | | | | | | 3 LEG YANG | | | | | |
| LI | SI | SJ | ST | UB | GB | LI | SI | SJ | ST | UB | GB |
| ST37 | ST39 | UB39 | ST36 | UB40 | GB34 | | | | | | |
| ① Treat illnesses of the six Fu organs | | | | | | | | | | | |
| ② Because they are located on the lower or Yin portion of the body, they treat Yang illnesses effectively. | | | | | | | | | | | |

| GROUP LUO POINTS (三經絡穴) | | | | | | | | | | | |
|---|--|--|-----------|--|--|-------------|--|--|-----------|--|--|
| 3 ARM YANG | | | 3 ARM YIN | | | 3 LEG YANG | | | 3 LEG YIN | | |
| SJ8 | | | PC5 | | | GB35 (GB39) | | | SP6 | | |
| ① Governs the movement of Qi and Blood between the 3 channels | | | | | | | | | | | |
| ② To regulate the imbalance in the relationship of the Yin/Yang | | | | | | | | | | | |

| ENTRY AND EXIT POINTS (入出口穴) | | | | | | | | | | | |
|---|---|----|----|----|---|----|----|----|---|----|----|
| Entry | 1 | 4 | 1 | 1 | 1 | 1 | 1 | 1 | 1 | 1 | 1 |
| Exit | 7 | 20 | 42 | 21 | 9 | 19 | 67 | 22 | 8 | 22 | 41 |
| ① Entry point : where the meridian begins on the main pathway | | | | | | | | | | | |
| ② Exit point : where the Qi of one channel leaves the channel to continue to the next channel | | | | | | | | | | | |
| ③ The Combination of two points : drain or supplement the channels | | | | | | | | | | | |

| WINDOW OF THE SKY POINTS (CELESTIAL-WINDOW POINTS 天窓穴) | | | | | | | | | | | |
|--|-----|------|------|-----|------|------|-----|------|------|--|--|
| UB10 | ST9 | LI18 | SJ16 | LU3 | RN22 | DU16 | PC1 | SI16 | SI17 | | |
| ① Written in the <i>Ling Shu</i> in chapter 21 | | | | | | | | | | | |
| ② Balance of the Yin and Yang to the upper and the lower parts of the body | | | | | | | | | | | |
| ③ Open the channels in the neck | | | | | | | | | | | |
| ④ Move the Yin to the upper body and move the Yang to the lower body | | | | | | | | | | | |
| ⑤ Have connections with the Divergent channels | | | | | | | | | | | |

| 13 GHOST POINTS (13 DEVIL POINTS 13鬼穴) | | | | | | | | | | | | |
|--|--------|------|------|-------------|------|-------|-------|------|------|----------|-----|------|
| DU26 | DU16 | DU23 | DU1 | Jinjin Yuye | LI11 | LU11 | PC7 | PC8 | RN24 | SP1 | ST6 | UB62 |
| palace | pillow | hall | liar | seal | leg | faith | heart | cave | city | fortress | bed | road |
| ① Treat insanity or epilepsy | | | | | | | | | | | | |
| ② Used together in one treatment | | | | | | | | | | | | |

3. Yuan Source + Luo Connecting Treatment I

1. The rules

- ① Use *Yuan* source and *Luo* connecting points which represent the relationship between upper & lower body the most. This theory is also known as host and guest treatment.
- ② Use Yin channel first in upper body and yang channels first in the lower body. (This applies for all theories)
- ③ When upper body is excess, needle lower body and vis versa. (This applies for all theories)
- ④ •Zang : use Back Shu point
•Fu : use Front Mu point

2. Yuan Source & Luo connecting Points

| | Earth | | | | Heaven | | | | Human | | | |
|-------------|-------|----|----|----|--------|----|----|----|-------|----|----|----|
| | LU | LI | ST | SP | HT | SI | UB | KD | PC | SJ | GB | LV |
| <i>Yuan</i> | 9 | 4 | 42 | 3 | 7 | 4 | 64 | 3 | 7 | 4 | 40 | 3 |
| <i>Luo</i> | 7 | 6 | 40 | 4 | 5 | 7 | 58 | 4 | 6 | 5 | 37 | 5 |

3. Treatments

| | | Arm-Excess | 1 | 2 | Trunk | Leg-Excess | 1 | 2 | Trunk |
|-------|-----------|------------|-----|-----|-------|------------|-----|------|-------|
| Earth | Tai-Yin | LU | LU9 | LI6 | UB13 | SP | SP3 | ST40 | UB20 |
| | Yang-Ming | LI | LU7 | LI4 | ST25 | ST | SP4 | ST42 | RN12 |
| Haven | Shao-Yin | HT | HT7 | SI7 | UB15 | KD | KD3 | UB58 | UB23 |
| | Tai-Yang | SI | HT5 | SI4 | RN4 | UB | KD4 | UB64 | RN3 |
| Human | Jue-Yin | PC | PC7 | SJ5 | UB14 | LV | LV3 | GB37 | UB18 |
| | Shao-Yang | SJ | PC6 | SJ4 | RN5 | GB | LV5 | GB40 | GB24 |

4. Yuan Source + Luo Connecting Treatment II

1. The rules

- ① This theory is based on the previous theory.
- ② When there is evil Qi in - example Taiyang
- ③ One can bury evil Qi by circulating channels one time.

2. Front *Mu* & Back *Shu* Points

| | Earth | | | | Heaven | | | | Human | | | |
|------------|-------|------|------|------|--------|------|------|------|-------|------|------|------|
| | LU | LI | ST | SP | HT | SI | UB | KD | PC | SJ | GB | LV |
| <i>Mu</i> | LU1 | ST25 | RN12 | LV13 | RN14 | RN4 | RN3 | GB25 | RN17 | RN5 | GB24 | LV14 |
| <i>Shu</i> | UB13 | UB25 | UB21 | UB20 | UB15 | UB27 | UB28 | UB23 | UB14 | UB22 | UB19 | UB18 |

3. Treatments

| Channel | | | | 1 | 2 | 3 | 4 | Trunk | |
|---------|-----------|-----|----|------|------|-------|------|-------|--------|
| Earth | Tai-Yin | Arm | LU | ST40 | SP 3 | LU 9 | LI 6 | UB 13 | UB 20 |
| | | Leg | SP | LU9 | LI 6 | ST 40 | SP 3 | UB 13 | UB 20 |
| | Yang-Ming | Arm | LI | ST42 | SP 4 | LU 7 | LI 4 | ST 25 | REN 12 |
| | | Leg | ST | LU7 | LI 4 | ST 42 | SP 4 | ST 25 | REN 12 |
| Heaven | Shao-Yin | Arm | HT | UB58 | KD 3 | HT 7 | SI 7 | UB 15 | UB 23 |
| | | Leg | KD | HT7 | SI 7 | UB 58 | KD 3 | UB 15 | UB 23 |
| | Tai-Yang | Arm | SI | UB64 | KD 5 | HT 5 | SI 4 | REN 4 | REN 3 |
| | | Leg | UB | HT5 | SI 4 | UB 64 | KD 5 | REN 4 | REN 3 |
| Human | Jue-Yin | Arm | PC | GB37 | LV 3 | PC 7 | SJ 5 | UB 14 | UB 18 |
| | | Leg | LV | PC7 | SJ 5 | GB 37 | LV 3 | UB 14 | UB 18 |
| | Shao-Yang | Arm | SJ | GB40 | LV5 | PC 6 | SJ 4 | REN 5 | GB 24 |
| | | Leg | GB | PC6 | SJ4 | GB 40 | LV 5 | REN 5 | GB 24 |

5. Yuan Source + Luo Connecting Treatment III

1. The rules

- ① Points used in this theory are same as previous theory, but order of needling and taking needles out change.
- ② One must alternate between top and bottom.

2. Treatments

| | | | | 1 | 2 | 3 | 4 | Trunk | |
|--------|-----------|-----|----|------|-----|-----|-----|-------|------|
| Earth | Tai-Yin | arm | LU | ST40 | LU9 | SP3 | LI6 | UB13 | UB20 |
| | | leg | SP | | | | | | |
| | Yang-Ming | arm | LI | | | | | | |
| | | leg | ST | | | | | | |
| Heaven | Shao-Yin | arm | HT | | | | | | |
| | | leg | KD | | | | | | |
| | Tai-Yang | arm | SI | | | | | | |
| | | leg | UB | | | | | | |
| Human | Jue-Yin | arm | PC | | | | | | |
| | | leg | LV | | | | | | |
| | Shao-Yang | arm | SJ | | | | | | |
| | | leg | GB | | | | | | |

3. Difference between Yuan Source + Luo Connecting Treatment II and III

- ① Use the power of circulation to self clean channels.
- ② There is unbalance of Qi but it is hard to see the unbalance location.

6. 1 Yin + 1 Yang & 1 Yang + 1 Yin Treatment

1. The rules

- ① If balance point is on Yin channel its a Yin balance point treatment and vis versa
- ② Use front mu points for Yin balance treatment and back shu point for yang balance treatments
- ③ This theory shows the shape of Channel combination.

2. Treatments

| | | Yin Balance | | | Yang Balance | | |
|--------|-------------|-------------|------------|----------|--------------|-------------|----------|
| | | 1 | 2 | Front-Mu | 1 | 2 | Back-Shu |
| Earth | Arm (LU/LI) | LU5 | LI5 | LU1 | LU9 | LI11 | ST25 |
| | Leg (ST/SP) | ST41 | SP9 | UB12 | ST36 | SP5 | UB21 |
| Heaven | Arm (HT/SI) | | | | | | |
| | Leg (UB/KD) | | | | | | |
| Human | Arm (PC/SJ) | | | | | | |
| | Leg (GB/LV) | | | | | | |

3. Pathology of 1Yin + 1Yang theory

| | Arm | Leg | Pathology |
|-----|--------------|--------------|--|
| I | Yin Balance | Yang Balance | Exterior, Beginning of disease (70%) |
| II | Yang Balance | Yang Balance | Pathogen is transferring into the body |
| III | Yang Balance | Yin Balance | Interior, Organ disease |
| IV | Yin Balance | Yin Balance | Critical Case |

4. Treatments

| | Earth | | | | Heaven | | | | Human | | | |
|-----|------------|-------------|-------------|------------|--------|---|---|---|-------|---|---|---|
| | 1 | 2 | 3 | 4 | 1 | 2 | 3 | 4 | 1 | 2 | 3 | 4 |
| I | LU5 | LI4 | ST36 | SP4 | | | | | | | | |
| II | LU9 | LI11 | ST36 | SP4 | | | | | | | | |
| III | LU9 | LI11 | ST41 | SP9 | | | | | | | | |
| IV | LU5 | LI4 | ST41 | SP9 | | | | | | | | |

7. 2 Yin + 1 Yang & 2 Yang + 1 Yin Treatment

1. The rules

- ①
- ②

2. Treatments

| | | | Yin Balance | | | Yang Balance | | |
|--------|--------------|-------------|-------------|---------|-----|--------------|---------|------|
| | | | 1 | 2 | 3 | 1 | 2 | 3 |
| Earth | regular-flow | Arm (LU/LI) | LU5 | HT7/PC6 | LI4 | LU9 | SI3/SJ4 | LI11 |
| | | Leg (ST/SP) | | | | | | |
| | retro-flow | Arm (LU/LI) | | | | | | |
| | | Leg (ST/SP) | | | | | | |
| Heaven | regular-flow | Arm (HT/SI) | | | | | | |
| | | Leg (UB/KD) | | | | | | |
| | retro-flow | Arm (HT/SI) | | | | | | |
| | | Leg (UB/KD) | | | | | | |
| Human | regular-flow | Arm (PC/SJ) | | | | | | |
| | | Leg (GB/LV) | | | | | | |
| | retro-flow | Arm (PC/SJ) | | | | | | |
| | | Leg (GV/LV) | | | | | | |

3. Flow in Circuit

Natural Flow : chronic, deficiency, gentle

Retro Flow : acute, excess, harsh

8. Yuan Luo + Pillar Balancing Treatment

1. The rules

- ① Balance point - then use Yuan/Luo combo
- ②
- ③
- ④

2. Treatments

| | | | Sequence | 1 | 2 | 3 | 4 | 5 | 6 |
|--------|-----------|--------------|---|-----|------|-----|------|-----|-----|
| Earth | Tai-Yin | regular-flow | Human Pillar Balancing ➡ Tai-Yin Yuan Luo Treatment | PC3 | GB34 | LU9 | ST40 | LI6 | SP3 |
| | | retro-flow | Heaven Pillar Balancing ➡ Tai-Yin Yuan Luo Treatment | HT3 | UB40 | | | | |
| | Yang-Ming | regular-flow | Human Pillar Balancing ➡ Yang-Ming Yuan Luo Treatment | | | | | | |
| | | retro-flow | Heaven Pillar Balancing ➡ Yang-Ming Yuan Luo Treatment | | | | | | |
| Heaven | Shao-Yin | regular-flow | Earth Pillar Balancing ➡ Shao-Yin Yuan Luo Treatment | | | | | | |
| | | retro-flow | Human Pillar Balancing ➡ Shao-Yin Yuan Luo Treatment | | | | | | |
| | Tai-Yang | regular-flow | Earth Pillar Balancing ➡ Tai-Yang Yuan Luo Treatment | | | | | | |
| | | retro-flow | Human Pillar Balancing ➡ Tai-Yang Yuan Luo Treatment | | | | | | |
| Human | Jue-Yin | regular-flow | Heaven Pillar Balancing ➡ Jue-Yin Yuan Luo Treatment | | | | | | |
| | | retro-flow | Earth Pillar Balancing ➡ Jue-Yin Yuan Luo Treatment | | | | | | |
| | Shao-Yang | regular-flow | Heaven Pillar Balancing ➡ Shao-Yang Yuan Luo Treatment | | | | | | |
| | | retro-flow | Earth Pillar Balancing ➡ Shao-Yang Yuan Luo Treatment | | | | | | |

3. Chracter

- ① Shpae of combo : 2 Yin 1 Yang, 2 Yang 1 Yin
- ②

9. 8 Extra Vessel Confluent Points Treatment

1. The rules

- ① Use 8 Confluent point, Follow the order
- ②
- ③
- ④
- ⑤

2. 8 Confluent points

| | 8 Confluents Points | | Regular / Retro |
|-----------------|---------------------|--------------|-----------------|
| Earth → Human | (Leg) SP4 | ➡ PC6 (Arm) | Retro-flow |
| Human → Human | (Leg) GB41 | ➡ SJ5 (Arm) | Same channel |
| Heaven → Heaven | (Arm) SI3 | ➡ UB62 (Leg) | Same channel |
| Earth → Heaven | (Arm) LU7 | ➡ KD6 (Leg) | Natural-flow |

3. Treatments

| | | 1 | 2 | 3 | 4 | Trunk | | |
|-------------|-----------------|------|-----|------|-----|-------|--|--|
| Foot - Hand | Earth → Human | | SP4 | PC6 | | | | |
| | Human → Human | GB41 | | | SJ5 | | | |
| Hand - Foot | Heaven → Heaven | | SI3 | UB62 | | | | |
| | Earth → Heaven | LU7 | | | KD6 | | | |

4. Why only Earth circuit transfer to other circuit?

10. 3 Component Extra Vessel Treatment

1. The rules

- ①
- ②
- ③

2. Treatments

| | | | 1 | 2 | 3 | 4 | 5 | 6 |
|-------------------|------------------|--------------|--------|--------|--------|--------|--------|--------|
| Foot ↓ Hand | SP4 ↓ PC6 | regular-flow | Heaven | Human | Earth | Heaven | Human | Earth |
| | | | UB40 | GB40 | SP4 | HT3 | PC6 | LI4 |
| | GB41 ↓ SJ5 | retro-flow | Human | Heaven | Earth | Earth | Human | Heaven |
| | | | GB34 | UB60 | SP4 | LU5 | PC6 | SI4 |
| | | regular-flow | Heaven | Human | Earth | Earth | Heaven | Human |
| | | | | | | | | |
| Hand ↓ Foot | SI3 ↓ UB62 | regular-flow | Human | Earth | Heaven | Earth | Heaven | Human |
| | | | | | | | | |
| | LU7 ↓ KD6 | retro-flow | Earth | Human | Heaven | Human | Heaven | Earth |
| | | | | | | | | |
| | | regular-flow | Human | Earth | Heaven | Human | Earth | Heaven |
| | | | | | | | | |
| | | retro-flow | Heaven | Earth | Human | Earth | Human | Heaven |
| | | | | | | | | |

11. Xi-cleft Treatment

1. The rules

- ① Use for Acute problem
- ②
- ③ Only one Balancing, No Trunk, Head only
- ④
- ⑤

2. Xi-cleft points

| | Earth | | | | Heaven | | | | Human | | | |
|----------|-------|----|----|----|--------|----|----|----|-------|----|----|----|
| | LU | LI | ST | SP | HT | SI | UB | KD | PC | SJ | GB | LV |
| Xi-cleft | | | | | | | | | | | | |

3. Cases

| | 1 | 2 | 3 | 4 |
|-----|----------|------------|------------|------------|
| I | Xi-cleft | balancing | activating | activating |
| II | Xi-cleft | activating | balancing | activating |
| III | Xi-cleft | activating | activating | balancing |

▪

3. Treatments - Case II

| | | ① Xi-cleft | ② | ③ | ④ | ⑤ |
|--------|----------------|------------|---|---|---|---|
| Earth | LU H. Taiyin | | | | | |
| | LI H. Yangming | | | | | |
| | ST F. Yangming | | | | | |
| | SP F. Taiyin | | | | | |
| Heaven | HT H. Shaoyin | | | | | |
| | SI H. Taiyang | | | | | |
| | UB F. Taiyang | | | | | |
| | KD F. Shaoyin | | | | | |
| Human | PC H. Jueyin | | | | | |
| | SJ H. Shaoyang | | | | | |
| | GB F. Shaoyang | | | | | |
| | LV F. Jueyin | | | | | |

12. First-Last Point Treatment

1. The rules

- ① Clean the Channel
- ②
- ③
- ④
- ⑤
- ⑥ Needle 15 minutes

2. First & Last points

| | Earth | | | | Heaven | | | | Human | | | |
|-------|-------|----|----|----|--------|----|----|----|-------|----|----|----|
| | LU | LI | ST | SP | HT | SI | UB | KD | PC | SJ | GB | LV |
| First | LU1 | | | | | | | | | | | |
| Last | LU11 | | | | | | | | | | | |

3. Chart

| Earth | | Heaven | | Human | | Earth |
|---------------|---|--------------|---|---------------|---|---------------|
| Hand Taiyin | ➡ | Foot Shaoyin | ➡ | Hand Jueyin | ➡ | Foot Taiyin |
| Hand Yangmng | ➡ | Foot Taiyang | ➡ | Hand Shaoyang | ➡ | Foot Yangming |
| Foot Yangming | ➡ | Hand Taiyang | ➡ | Foot Shaoyang | ➡ | Hand Yangming |
| Foot Taiyin | ➡ | Hand Shaoyin | ➡ | Foot Jueyin | ➡ | Hand Taiyin |

4. Treatments

| | 導引起始經 | Regular cycle- 追氣 | | | | Retrocycle - 引氣 | | | |
|--------|------------------|-------------------|---|-------|------|-----------------|---|-------|------|
| | | 1 | 2 | First | Last | 1 | 2 | First | Last |
| Earth | Hand Taiyin LU | | | | | | | | |
| | Hand Yangming LI | | | | | | | | |
| | Foot Yangming ST | | | | | | | | |
| | Foot Taiyin SP | | | | | | | | |
| Heaven | Hand Shaoyin HT | | | | | | | | |
| | Hand Taiyang SI | | | | | | | | |
| | Foot Taiyang UB | | | | | | | | |
| | Foot Shaoyin KD | | | | | | | | |
| Human | Hand Jueyin PC | | | | | | | | |
| | Hand Shaoyang SJ | | | | | | | | |
| | Foot Shaoyang GB | | | | | | | | |
| | Foot Jueyin LV | | | | | | | | |

13. Head-Trunk Governing Vessel Treatment

1. The rules

- ① One needle technique
- ②

2. Treatments

| | | | | | | | | | | | | | | |
|------|----|----|----|----|----|----|----|----|----|----|----|----|----|----|
| Head | 28 | 27 | 26 | 25 | 24 | 23 | 22 | 21 | 20 | 19 | 18 | 17 | 16 | 15 |
| | | | | | | | | | | | | | | |
| Back | 14 | 13 | 12 | 11 | 10 | 9 | 8 | 7 | 6 | 5 | 4 | 3 | 2 | 1 |

14. Great 3 points Treatment**1. The rules**

- ①
- ②
- ③
- ④

2. Treatments

| | 1 | 2 | 3 | 4 | 5 | 6 |
|----------------------|------|------|-----|------|-------|--------------|
| Upper Great 3 Points | GB34 | UB60 | KD7 | LI11 | Big 3 | Post-control |
| Lower Great 3 Points | | | | | | |

▪

| |
|------------------------------|
| 15. Small 3 points Treatment |
|------------------------------|

1. The rules

- ①
- ②
- ③
- ④

2. Treatments

| | | needle | 1 | 2 | 3 | 4 | 5 |
|-----------------------------|------------|--------|---|---|---|---|---|
| Yang channel fracture | Deficiency | in | | | | | |
| | | out | ④ | ③ | ① | ② | |
| | Excess | in | | | | | |
| | | out | ③ | ① | ② | | |
| Yin channel fracture | Deficiency | in | | | | | |
| | | out | ⑤ | ④ | ③ | ① | ② |
| | Excess | in | | | | | |
| | | out | ③ | ① | ② | | |

| |
|-----------------------------|
| 16. 24 Flow Cycle Treatment |
|-----------------------------|

1. The rules

- ①
- ②
- ③
- ④
- ⑤
- ⑥

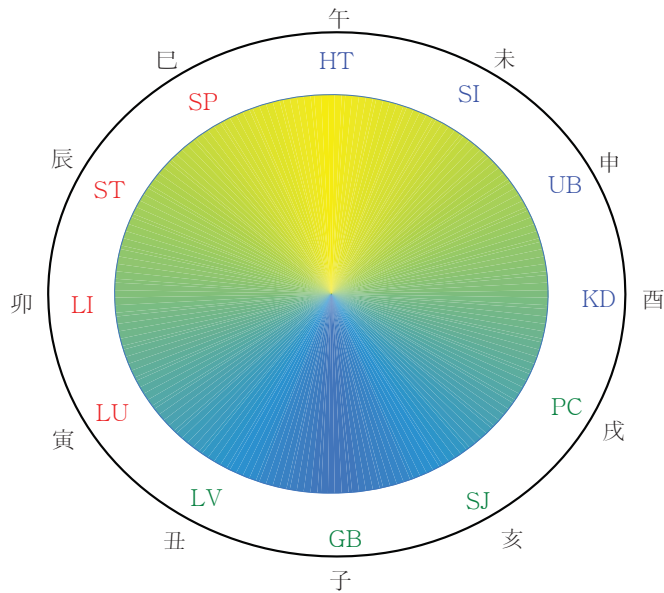
2. Treatments

| | ratio | Yin Balance | | | | Yang Balance | | | |
|-------------------|-------|-------------|---|---|---|--------------|---|---|---|
| | | 1 | 2 | 3 | 4 | 1 | 2 | 3 | 4 |
| Earth : Heaven | 4 : 0 | | | | | | | | |
| | 3 : 1 | | | | | | | | |
| | 2 : 2 | | | | | | | | |
| | 1 : 3 | | | | | | | | |
| Heaven : Human | 4 : 0 | | | | | | | | |
| | 3 : 1 | | | | | | | | |
| | 2 : 2 | | | | | | | | |
| | 1 : 3 | | | | | | | | |
| Human : Earth | 4 : 0 | | | | | | | | |
| | 3 : 1 | | | | | | | | |
| | 2 : 2 | | | | | | | | |
| | 1 : 3 | | | | | | | | |

3.

17. 6 Great Link

1. Universe Circadian Cycle



2. The rules

- ①
- ②
- ③

3. Duty of 6 Links

| 主觀對 | | | Duty |
|-----|---|----|------|
| LV | - | SI | |
| LU | - | UB | |
| LI | - | KD | |
| ST | - | PC | |
| SP | - | SJ | |
| HT | - | GB | |

18. ZANGFU: Yin Yang + Five Phase Treatment

1. The rules

- ① *Zang* is always deficiency, and *Fu* is always excess.
- ② Don't use the channel containing evil Qi. (this applies for all theories)
- ③ Use only Horary points.
- ④ *Zang* : ㉠ Tonify mother ㉡ Sedate grandmother ㉢ Balance on couple *Fu*
Fu : ㉠ Sedate son ㉡ Tonify grandmother ㉢ Balance on couple *Zang*
- ⑤ Use only one Balance point on healthy side.

2. Horary Points

| 5 Phase | Wood | Fire | | Earth | Metal | Water |
|---------|------|------|----|-------|-------|-------|
| Zang | LV | HT | PC | SP | LU | KD |
| | 1 | 8 | 8 | 3 | 8 | 10 |
| Fu | GB | SI | SJ | ST | LI | UB |
| | 41 | 5 | 6 | 36 | 1 | 66 |

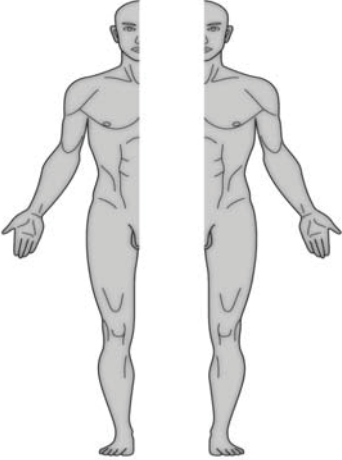
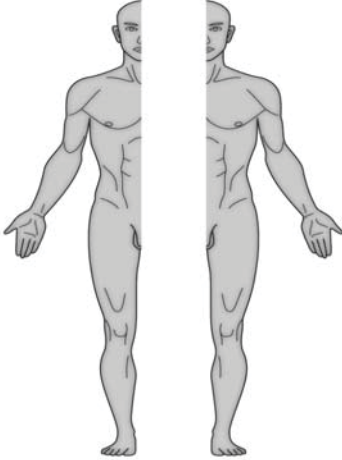
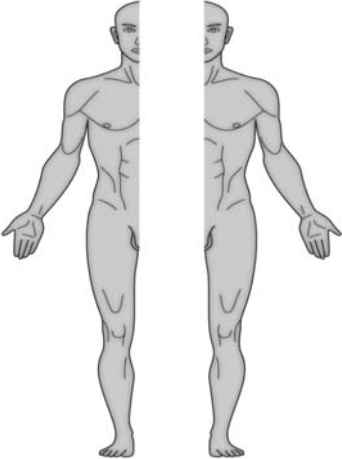
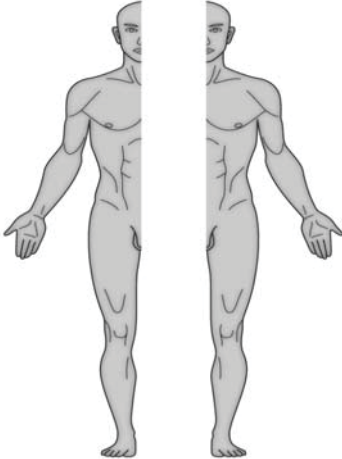
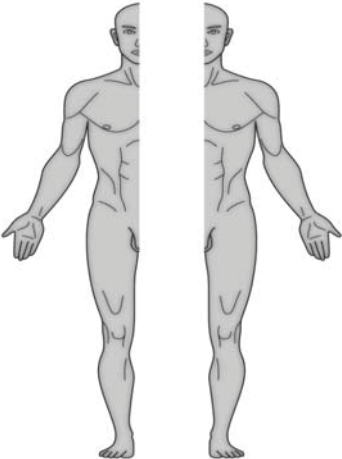
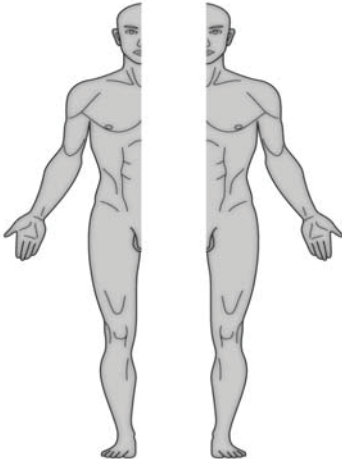
3. Treatments

| Zang | Tonify | Sedate | Balance | Fu | Sedate | Tonify | Balance |
|------|--------|--------|---------|----|--------|--------|---------|
| LV | KD10 | LU8 | GB41 | GB | SI5 | LI1 | LV1 |
| HT | LV1 | KD10 | SI5 | SI | ST36 | UB66 | HT8 |
| PC | LV1 | KD10 | SJ6 | SJ | ST36 | UB66 | PC8 |
| SP | HT8 | LV1 | ST36 | ST | LI1 | GB41 | SP3 |
| LU | SP3 | HT8 | LI1 | LI | UB66 | SI5 | LU8 |
| KD | LU8 | SP3 | UB66 | UB | GB41 | ST36 | KD10 |

4. Perfection of the theory

- ① This theory is not perfect, but it is logical.
- ② Needling last Balancing point has same idea as setting up pillars in the center of Universe.

ACUPUNCTURE PRACTICE SHEET

| | | | |
|---|------|--|------|
| CASE | NOTE | CASE | NOTE |
|  | |  | |
| CASE | NOTE | CASE | NOTE |
|  | |  | |
| CASE | NOTE | CASE | NOTE |
|  | |  | |

HB Kim